



Location: CMA1b - Oil Street Site Office

Report on 24-hour TSP monitoring

Action Level ($\mu\text{g}/\text{m}^3$) - 176.7

Limit Level ($\mu\text{g}/\text{m}^3$) - 260

Date	Sampling Time	Weather Condition	Filter paper no.	Filter Weight, g		Elapse Time, hr		Sampling Time, hr	Flow Rate, m^3/min			Total Volume, m^3	TSP Level, $\mu\text{g}/\text{m}^3$
				Initial	Final	Initial	Final		Initial, Q_{si}	Final, Q_{sf}	Average		
1-Dec-16	8:00	Fine	18196	2.6735	2.9410	9132.67	9156.67	24.00	1.29	1.29	1.29	1855	144.2
7-Dec-16	8:00	Cloudy	17497	2.8101	3.1029	9159.68	9183.68	24.00	1.29	1.29	1.29	1854	157.9
13-Dec-16	8:00	Cloudy	18156	2.6620	2.8123	9186.68	9210.68	24.00	1.28	1.29	1.28	1847	81.4
19-Dec-16	8:00	Fine	18139	2.7196	2.9030	9214.70	9238.70	24.00	1.29	1.28	1.29	1852	99.0
23-Dec-16	8:00	Cloudy	18378	2.6814	2.9899	9241.70	9265.70	24.00	1.29	1.30	1.30	1866	165.3

Report on 1-hour TSP monitoring

Action Level ($\mu\text{g}/\text{m}^3$) - 320.1

Limit Level ($\mu\text{g}/\text{m}^3$) - 500

Date	Sampling Time	Weather Condition	Filter paper no.	Filter Weight, g		Elapse Time, hr		Sampling Time, hr	Flow Rate, m^3/min			Total Volume, m^3	TSP Level, $\mu\text{g}/\text{m}^3$
				Initial	Final	Initial	Final		Initial, Q_{si}	Final, Q_{sf}	Average		
2-Dec-16	9:10	Fine	17496	2.8013	2.8127	9156.68	9157.68	1.00	1.29	1.29	1.29	77	147.5
2-Dec-16	10:15	Fine	17652	2.7398	2.7563	9157.68	9158.68	1.00	1.29	1.29	1.29	77	213.5
2-Dec-16	13:00	Fine	17650	2.7342	2.7451	9158.68	9159.68	1.00	1.29	1.29	1.29	77	141.1
8-Dec-16	8:20	Fine	18184	2.6638	2.6762	9183.68	9184.68	1.00	1.29	1.29	1.29	77	160.4
8-Dec-16	9:22	Fine	18182	2.6835	2.6971	9184.68	9185.68	1.00	1.29	1.29	1.29	77	176.0
8-Dec-16	10:25	Fine	18180	2.6672	2.6773	9185.68	9186.68	1.00	1.29	1.29	1.29	77	130.7
14-Dec-16	8:20	Cloudy	17502	2.8013	2.8178	9210.68	9211.68	1.00	1.29	1.29	1.29	77	214.0
14-Dec-16	9:22	Cloudy	18154	2.7023	2.7148	9211.68	9212.68	1.00	1.29	1.29	1.29	77	162.1
14-Dec-16	14:05	Cloudy	18153	2.6753	2.6994	9212.68	9213.68	1.00	1.29	1.29	1.29	77	312.6
20-Dec-16	9:00	Fine	16337	2.8360	2.8505	9238.70	9239.70	1.00	1.28	1.28	1.28	77	188.1
20-Dec-16	10:15	Fine	18175	2.6737	2.6939	9239.70	9240.70	1.00	1.28	1.28	1.28	77	262.1
20-Dec-16	13:00	Fine	18381	2.6725	2.6929	9240.70	9241.70	1.00	1.28	1.28	1.28	77	264.7
24-Dec-16	8:35	Cloudy	16577	2.8587	2.8801	9265.70	9266.70	1.00	1.30	1.30	1.30	78	274.9
24-Dec-16	9:50	Cloudy	16572	2.8554	2.8673	9266.70	9267.70	1.00	1.30	1.30	1.30	78	152.9
24-Dec-16	10:55	Cloudy	18660	2.6391	2.6513	9267.70	9268.70	1.00	1.30	1.30	1.30	78	156.7



Location: CMA2a - Causeway Bay Community Centre

Report on 24-hour TSP monitoring

Action Level ($\mu\text{g}/\text{m}^3$) - 169.5

Limit Level ($\mu\text{g}/\text{m}^3$) - 260

Date	Sampling Time	Weather Condition	Filter paper no.	Filter Weight, g		Elapse Time, hr		Sampling Time, hr	Flow Rate, m^3/min			Total Volume, m^3	TSP Level, $\mu\text{g}/\text{m}^3$
				Initial	Final	Initial	Final		Initial, Q_{si}	Final, Q_{sf}	Average		
1-Dec-16	8:00	Fine	18158	2.6595	2.8520	18773.95	18797.95	24.00	1.30	1.30	1.30	1873	102.8
7-Dec-16	8:00	Cloudy	17648	2.7482	2.9673	18800.95	18824.95	24.00	1.30	1.30	1.30	1872	117.0
13-Dec-16	8:00	Cloudy	18155	2.6547	2.7905	18827.95	18851.95	24.00	1.18	1.18	1.18	1702	79.8
19-Dec-16	8:00	Fine	18135	2.6707	2.7786	18854.95	18878.95	24.00	1.24	1.24	1.24	1788	60.3
23-Dec-16	8:00	Cloudy	18377	2.6621	2.8049	18882.04	18906.04	24.00	1.17	1.17	1.17	1683	84.9

Report on 1-hour TSP monitoring

Action Level ($\mu\text{g}/\text{m}^3$) - 323.4

Limit Level ($\mu\text{g}/\text{m}^3$) - 500

Date	Sampling Time	Weather Condition	Filter paper no.	Filter Weight, g		Elapse Time, hr		Sampling Time, hr	Flow Rate, m^3/min			Total Volume, m^3	TSP Level, $\mu\text{g}/\text{m}^3$
				Initial	Final	Initial	Final		Initial, Q_{si}	Final, Q_{sf}	Average		
2-Dec-16	9:20	Fine	17653	2.7460	2.7572	18797.95	18798.95	1.00	1.30	1.30	1.30	78	143.6
2-Dec-16	10:28	Fine	17651	2.7343	2.7424	18798.95	18799.95	1.00	1.19	1.19	1.19	71	113.7
2-Dec-16	13:00	Fine	17649	2.7478	2.7529	18799.95	18800.95	1.00	1.19	1.19	1.19	71	71.6
8-Dec-16	8:25	Fine	18183	2.6501	2.6605	18824.95	18825.95	1.00	1.19	1.19	1.19	71	146.0
8-Dec-16	9:30	Fine	18181	2.6952	2.7058	18825.95	18826.95	1.00	1.19	1.19	1.19	71	148.8
8-Dec-16	10:32	Fine	18157	2.6681	2.6757	18826.95	18827.95	1.00	1.19	1.19	1.19	71	106.7
14-Dec-16	8:20	Cloudy	17503	2.8139	2.8210	18851.95	18852.95	1.00	1.24	1.24	1.24	74	95.4
14-Dec-16	9:30	Cloudy	17504	2.8066	2.8141	18852.95	18853.95	1.00	1.24	1.24	1.24	74	100.7
14-Dec-16	13:00	Cloudy	17505	2.7907	2.7955	18853.95	18854.95	1.00	1.30	1.30	1.30	78	61.7
20-Dec-16	8:45	Fine	16338	2.8456	2.8524	18878.96	18879.96	1.00	1.18	1.18	1.18	71	95.7
20-Dec-16	9:55	Fine	18176	2.6969	2.7012	18879.96	18880.96	1.00	1.18	1.18	1.18	71	60.5
20-Dec-16	11:00	Fine	18380	2.6795	2.6876	18880.96	18881.96	1.00	1.18	1.18	1.18	71	114.0
24-Dec-16	8:15	Cloudy	16580	2.8353	2.8433	18906.04	18907.04	1.00	1.17	1.17	1.17	70	114.0
24-Dec-16	9:30	Cloudy	16571	2.8577	2.8673	18907.04	18908.04	1.00	1.17	1.17	1.17	70	136.8
24-Dec-16	10:45	Cloudy	18661	2.6228	2.6276	18908.04	18909.04	1.00	1.17	1.17	1.17	70	68.4



Location: CMA3a - CWB PRE Site Office Area

Report on 24-hour TSP monitoring

Action Level ($\mu\text{g}/\text{m}^3$) - 171

Limit Level ($\mu\text{g}/\text{m}^3$) - 260

Date	Sampling Time	Weather Condition	Filter paper no.	Filter Weight, g		Elapse Time, hr		Sampling Time, hr	Flow Rate, m^3/min			Total Volume, m^3	TSP Level, $\mu\text{g}/\text{m}^3$
				Initial	Final	Initial	Final		Initial, Q_{si}	Final, Q_{sf}	Average		
1-Dec-16	8:00	Fine	18197	2.6736	2.8225	6228.77	6252.77	24.00	1.09	1.08	1.08	1561	95.4
7-Dec-16	8:00	Cloudy	15528	2.8230	3.0756	6255.77	6279.77	24.00	1.08	1.08	1.08	1560	161.9
13-Dec-16	8:00	Cloudy	15525	2.8044	2.9811	6282.77	6306.77	24.00	1.07	1.08	1.08	1551	113.9
19-Dec-16	8:00	Fine	18385	2.6914	2.8166	6309.77	6333.77	24.00	0.96	0.95	0.96	1376	91.0
23-Dec-16	8:00	Cloudy	16341	2.8296	2.9528	6336.77	6360.77	24.00	1.02	1.02	1.02	1472	83.7

Report on 1-hour TSP monitoring

Action Level ($\mu\text{g}/\text{m}^3$) - 311.3

Limit Level ($\mu\text{g}/\text{m}^3$) - 500

Date	Sampling Time	Weather Condition	Filter paper no.	Filter Weight, g		Elapse Time, hr		Sampling Time, hr	Flow Rate, m^3/min			Total Volume, m^3	TSP Level, $\mu\text{g}/\text{m}^3$
				Initial	Final	Initial	Final		Initial, Q_{si}	Final, Q_{sf}	Average		
2-Dec-16	8:30	Fine	18194	2.6785	2.6848	6252.77	6253.77	1.00	0.96	0.96	0.96	57	109.6
2-Dec-16	9:45	Fine	18192	2.6669	2.6734	6253.77	6254.77	1.00	0.96	0.96	0.96	57	113.1
2-Dec-16	10:50	Fine	18190	2.6905	2.6965	6254.77	6255.77	1.00	0.96	0.96	0.96	57	104.4
8-Dec-16	8:20	Fine	15522	2.8311	2.8426	6279.77	6280.77	1.00	1.08	1.08	1.08	65	176.8
8-Dec-16	9:25	Fine	15523	2.8228	2.8347	6280.77	6281.77	1.00	1.08	1.08	1.08	65	183.0
8-Dec-16	13:00	Fine	15524	2.8210	2.8324	6281.77	6282.77	1.00	1.08	1.08	1.08	65	175.3
14-Dec-16	8:30	Cloudy	18265	2.6721	2.6762	6306.77	6307.77	1.00	1.08	1.08	1.08	65	63.3
14-Dec-16	9:45	Cloudy	18261	2.6741	2.6784	6307.77	6308.77	1.00	1.08	1.08	1.08	65	66.3
14-Dec-16	10:47	Cloudy	18259	2.6675	2.6744	6308.77	6309.77	1.00	1.08	1.08	1.08	65	106.4
20-Dec-16	8:50	Fine	18179	2.7000	2.7070	6333.77	6334.77	1.00	1.08	1.08	1.08	65	108.1
20-Dec-16	10:55	Fine	18441	2.8087	2.8174	6334.77	6335.77	1.00	1.08	1.08	1.08	65	134.3
20-Dec-16	13:00	Fine	18440	2.8284	2.8404	6335.77	6336.77	1.00	1.08	1.08	1.08	65	185.2
24-Dec-16	8:20	Cloudy	16581	2.8269	2.8349	6360.77	6361.77	1.00	1.09	1.09	1.09	65	122.6
24-Dec-16	9:40	Cloudy	16574	2.8468	2.8513	6361.77	6362.77	1.00	0.96	0.96	0.96	58	78.0
24-Dec-16	10:45	Cloudy	18629	2.6724	2.6795	6362.77	6363.77	1.00	0.96	0.96	0.96	58	123.1



Location: CMA4a - SPCA

Report on 24-hour TSP monitoring
Action Level ($\mu\text{g}/\text{m}^3$) - 171.2
Limit Level ($\mu\text{g}/\text{m}^3$) - 260

Date	Sampling Time	Weather Condition	Filter paper no.	Filter Weight, g		Elapse Time, hr		Sampling Time, hr	Flow Rate, m^3/min			Total Volume, m^3	TSP Level, $\mu\text{g}/\text{m}^3$
				Initial	Final	Initial	Final		Initial, Q_{si}	Final, Q_{sf}	Average		
1-Dec-16	8:00	Fine	18159	2.7159	2.8612	23012.36	23036.36	24.00	1.16	1.16	1.16	1665	87.2
7-Dec-16	8:00	Cloudy	18189	2.7029	2.9022	23039.38	23063.38	24.00	1.21	1.21	1.21	1746	114.2
13-Dec-16	8:00	Cloudy	17501	2.7888	2.9267	23066.38	23090.38	24.00	1.20	1.21	1.21	1738	79.3
19-Dec-16	8:00	Fine	18118	2.7445	2.8568	23093.38	23117.38	24.00	1.21	1.21	1.21	1743	64.4
23-Dec-16	8:00	Cloudy	15526	2.8252	2.9649	23120.38	23144.38	24.00	1.21	1.22	1.21	1748	79.9

Report on 1-hour TSP monitoring
Action Level ($\mu\text{g}/\text{m}^3$) - 312.5
Limit Level ($\mu\text{g}/\text{m}^3$) - 500

Date	Sampling Time	Weather Condition	Filter paper no.	Filter Weight, g		Elapse Time, hr		Sampling Time, hr	Flow Rate, m^3/min			Total Volume, m^3	TSP Level, $\mu\text{g}/\text{m}^3$
				Initial	Final	Initial	Final		Initial, Q_{si}	Final, Q_{sf}	Average		
2-Dec-16	8:20	Fine	18195	2.6662	2.6720	23036.36	23037.36	1.00	1.21	1.21	1.21	73	79.7
2-Dec-16	9:30	Fine	18193	2.6837	2.6896	23037.36	23038.36	1.00	1.16	1.16	1.16	69	85.1
2-Dec-16	10:35	Fine	18191	2.6502	2.6565	23038.36	23039.36	1.00	1.16	1.16	1.16	69	90.8
8-Dec-16	8:28	Fine	17495	2.8043	2.8094	23063.38	23064.38	1.00	1.16	1.16	1.16	69	73.5
8-Dec-16	9:35	Fine	17499	2.8181	2.8270	23064.38	23065.38	1.00	1.27	1.27	1.27	76	116.9
8-Dec-16	14:00	Fine	17500	2.8036	2.8134	23065.38	23066.38	1.00	1.27	1.27	1.27	76	128.7
14-Dec-16	8:32	Cloudy	18264	2.6844	2.6904	23090.38	23091.38	1.00	1.27	1.27	1.27	76	79.0
14-Dec-16	9:35	Cloudy	18263	2.6660	2.6738	23091.38	23092.38	1.00	1.15	1.15	1.15	69	112.7
14-Dec-16	10:40	Cloudy	18260	2.6620	2.6749	23092.38	23093.38	1.00	1.21	1.21	1.21	73	177.7
20-Dec-16	8:30	Fine	17787	2.7620	2.7691	23117.38	23118.38	1.00	1.21	1.21	1.21	73	97.9
20-Dec-16	10:45	Fine	17784	2.7212	2.7290	23118.38	23119.38	1.00	1.21	1.21	1.21	73	107.5
20-Dec-16	13:00	Fine	15527	2.8082	2.8193	23119.38	23120.38	1.00	1.21	1.21	1.21	73	153.0
24-Dec-16	8:10	Cloudy	18108	2.7000	2.7076	23144.38	23145.38	1.00	1.27	1.27	1.27	76	99.5
24-Dec-16	9:22	Cloudy	16578	2.8644	2.8726	23145.38	23146.38	1.00	1.22	1.22	1.22	73	112.4
24-Dec-16	10:30	Cloudy	18630	2.6464	2.6504	23146.38	23147.38	1.00	1.16	1.16	1.16	70	57.5



Location: CMA5b - Pedestrian Plaza

Report on 24-hour TSP monitoring

Action Level ($\mu\text{g}/\text{m}^3$) - 181

Limit Level ($\mu\text{g}/\text{m}^3$) - 260

Date	Sampling Time	Weather Condition	Filter paper no.	Filter Weight, g		Elapse Time, hr		Sampling Time, hr	Flow Rate, m^3/min			Total Volume, m^3	TSP Level, $\mu\text{g}/\text{m}^3$
				Initial	Final	Initial	Final		Initial, Q_{si}	Final, Q_{sf}	Average		
1-Dec-16	8:00	Fine	18162	2.6537	2.8860	7619.77	7643.77	24.00	1.10	1.09	1.09	1576	147.4
7-Dec-16	8:00	Cloudy	18258	2.6901	3.0562	7646.77	7670.77	24.00	1.09	1.09	1.09	1575	232.5
13-Dec-16	8:00	Cloudy	18146	2.6730	2.9060	7673.77	7697.77	24.00	1.09	1.09	1.09	1567	148.7
19-Dec-16	8:00	Fine	18171	2.7519	2.9946	7700.77	7724.77	24.00	1.09	1.09	1.09	1572	154.4
23-Dec-16	8:00	Cloudy	16342	2.8157	3.0871	7727.77	7751.77	24.00	1.09	1.10	1.10	1577	172.1

Report on 1-hour TSP monitoring

Action Level ($\mu\text{g}/\text{m}^3$) - 332

Limit Level ($\mu\text{g}/\text{m}^3$) - 500

Date	Sampling Time	Weather Condition	Filter paper no.	Filter Weight, g		Elapse Time, hr		Sampling Time, hr	Flow Rate, m^3/min			Total Volume, m^3	TSP Level, $\mu\text{g}/\text{m}^3$
				Initial	Final	Initial	Final		Initial, Q_{si}	Final, Q_{sf}	Average		
2-Dec-16	8:15	Fine	18341	2.6746	2.6959	7643.77	7644.77	1.00	1.09	1.09	1.09	66	324.6
2-Dec-16	9:40	Fine	18338	2.6766	2.6934	7644.77	7645.77	1.00	1.09	1.09	1.09	66	256.0
2-Dec-16	11:00	Fine	18337	2.6653	2.6820	7645.77	7646.77	1.00	1.09	1.09	1.09	66	254.5
8-Dec-16	8:05	Fine	18392	2.6702	2.6898	7670.77	7671.77	1.00	1.09	1.09	1.09	66	298.6
8-Dec-16	9:30	Fine	18150	2.7063	2.7243	7671.77	7672.77	1.00	1.09	1.09	1.09	66	274.2
8-Dec-16	10:45	Fine	18147	2.6750	2.6946	7672.77	7673.77	1.00	1.09	1.09	1.09	66	298.6
14-Dec-16	8:05	Cloudy	18546	2.7978	2.8106	7697.77	7698.77	1.00	1.09	1.09	1.09	65	195.6
14-Dec-16	9:30	Cloudy	16513	2.9005	2.9183	7698.77	7699.77	1.00	1.09	1.09	1.09	65	272.0
14-Dec-16	10:50	Cloudy	18540	2.7877	2.8189	7699.77	7700.77	1.00	1.09	1.09	1.09	65	476.7
20-Dec-16	8:05	Fine	18383	2.6714	2.6844	7724.77	7725.77	1.00	1.09	1.09	1.09	65	198.7
20-Dec-16	10:40	Fine	17785	2.7464	2.7628	7725.77	7726.77	1.00	1.03	1.03	1.03	62	264.6
20-Dec-16	13:00	Fine	18439	2.8640	2.8760	7726.77	7727.77	1.00	1.09	1.09	1.09	65	183.5
24-Dec-16	8:05	Cloudy	18109	2.7157	2.7235	7751.77	7752.77	1.00	1.10	1.10	1.10	66	118.5
24-Dec-16	9:10	Cloudy	16579	2.8410	2.8488	7752.77	7753.77	1.00	1.10	1.10	1.10	66	118.5
24-Dec-16	10:16	Cloudy	16573	2.8609	2.8690	7753.77	7754.77	1.00	1.10	1.10	1.10	66	123.1



Location: MA1e - International Finance Centre (Eastern Wing)

Report on 24-hour TSP monitoring

Action Level ($\mu\text{g}/\text{m}^3$) - 173.4

Limit Level ($\mu\text{g}/\text{m}^3$) - 260

Date	Sampling Time	Weather Condition	Filter paper no.	Filter Weight, g		Elapse Time, hr		Sampling Time, hr	Flow Rate, m^3/min			Total Volume, m^3	TSP Level, $\mu\text{g}/\text{m}^3$
				Initial	Final	Initial	Final		Initial, Q_{si}	Final, Q_{sf}	Average		
1-Dec-16	8:00	Fine	18299	2.6767	2.8330	19865.11	19889.11	24.00	1.20	1.33	1.26	1821	85.8
7-Dec-16	8:00	Cloudy	18128	2.7261	2.9732	19892.11	19916.11	24.00	1.26	1.26	1.26	1820	135.8
13-Dec-16	8:00	Cloudy	18250	2.6618	2.8185	19919.11	19943.11	24.00	1.32	1.33	1.33	1909	82.1
19-Dec-16	8:00	Fine	18119	2.7525	2.8427	19946.11	19970.11	24.00	1.19	1.23	1.21	1743	51.8
23-Dec-16	8:00	Cloudy	18111	2.7164	2.8367	19973.11	19997.11	24.00	1.26	1.34	1.30	1872	64.3

Report on 1-hour TSP monitoring

Action Level ($\mu\text{g}/\text{m}^3$) - 325.1

Limit Level ($\mu\text{g}/\text{m}^3$) - 500

Date	Sampling Time	Weather Condition	Filter paper no.	Filter Weight, g		Elapse Time, hr		Sampling Time, hr	Flow Rate, m^3/min			Total Volume, m^3	TSP Level, $\mu\text{g}/\text{m}^3$
				Initial	Final	Initial	Final		Initial, Q_{si}	Final, Q_{sf}	Average		
2-Dec-16	8:02	Fine	18134	2.6474	2.6486	19889.11	19890.11	1.00	1.26	1.26	1.26	76	15.8
2-Dec-16	9:05	Fine	18132	2.6990	2.7002	19890.11	19891.11	1.00	1.33	1.33	1.33	80	15.0
2-Dec-16	10:09	Fine	18130	2.7138	2.7151	19891.11	19892.11	1.00	1.26	1.26	1.26	76	17.1
8-Dec-16	8:02	Fine	18256	2.6732	2.6749	19916.11	19917.11	1.00	1.26	1.26	1.26	76	22.4
8-Dec-16	9:05	Fine	18254	2.6681	2.6702	19917.11	19918.11	1.00	1.33	1.33	1.33	80	26.3
8-Dec-16	10:09	Fine	18252	2.6657	2.6668	19918.11	19919.11	1.00	1.26	1.26	1.26	76	14.5
14-Dec-16	8:02	Cloudy	18279	2.6469	2.6515	19943.11	19944.11	1.00	1.33	1.33	1.33	80	57.7
14-Dec-16	9:05	Cloudy	18275	2.6329	2.6375	19944.11	19945.11	1.00	1.33	1.33	1.33	80	57.7
14-Dec-16	10:08	Cloudy	18272	2.6351	2.6449	19945.11	19946.11	1.00	1.33	1.33	1.33	80	122.9
20-Dec-16	8:05	Fine	17507	2.7911	2.7959	19970.11	19971.11	1.00	1.33	1.33	1.33	80	60.2
20-Dec-16	9:10	Fine	18105	2.7357	2.7418	19971.11	19972.11	1.00	1.26	1.26	1.26	76	80.7
20-Dec-16	11:00	Fine	18114	2.7205	2.7267	19972.11	19973.11	1.00	1.33	1.33	1.33	80	77.8
24-Dec-16	8:03	Cloudy	18117	2.7298	2.7341	19997.11	19998.11	1.00	1.34	1.34	1.34	80	53.6
24-Dec-16	9:05	Cloudy	17788	2.7394	2.7452	19998.11	19999.11	1.00	1.34	1.34	1.34	80	72.3
24-Dec-16	10:07	Cloudy	18639	2.6460	2.6513	19999.11	20000.11	1.00	1.34	1.34	1.34	80	66.1



Location: MA1w - International Finance Centre (Western Wing)

Report on 24-hour TSP monitoring

Action Level ($\mu\text{g}/\text{m}^3$) - 173.4
Limit Level ($\mu\text{g}/\text{m}^3$) - 260

Date	Sampling Time	Weather Condition	Filter paper no.	Filter Weight, g		Elapse Time, hr		Sampling Time, hr	Flow Rate, m^3/min			Total Volume, m^3	TSP Level, $\mu\text{g}/\text{m}^3$
				Initial	Final	Initial	Final		Initial, Q_{si}	Final, Q_{sf}	Average		
1-Dec-16	8:00	Fine	18298	2.7010	2.8647	19721.18	19745.18	24.00	1.32	1.32	1.32	1899	86.2
7-Dec-16	8:00	Cloudy	18127	2.7168	2.9578	19748.18	19772.18	24.00	1.32	1.32	1.32	1898	127.0
13-Dec-16	8:00	Cloudy	18249	2.6961	2.8579	19775.18	19799.18	24.00	1.36	1.37	1.37	1966	82.3
19-Dec-16	8:00	Fine	18120	2.7476	2.8587	19802.18	19826.18	24.00	1.32	1.32	1.32	1896	58.6
23-Dec-16	8:00	Cloudy	18112	2.7197	2.8605	19829.18	19853.18	24.00	1.27	1.27	1.27	1824	77.2

Report on 1-hour TSP monitoring

Action Level ($\mu\text{g}/\text{m}^3$) - 325.1
Limit Level ($\mu\text{g}/\text{m}^3$) - 500

Date	Sampling Time	Weather Condition	Filter paper no.	Filter Weight, g		Elapse Time, hr		Sampling Time, hr	Flow Rate, m^3/min			Total Volume, m^3	TSP Level, $\mu\text{g}/\text{m}^3$
				Initial	Final	Initial	Final		Initial, Q_{si}	Final, Q_{sf}	Average		
2-Dec-16	8:05	Fine	18133	2.6533	2.6548	19745.18	19746.18	1.00	1.27	1.27	1.27	76	19.8
2-Dec-16	9:07	Fine	18131	2.7257	2.7270	19746.18	19747.18	1.00	1.27	1.27	1.27	76	17.1
2-Dec-16	10:09	Fine	18129	2.7081	2.7096	19747.18	19748.18	1.00	1.32	1.32	1.32	79	19.0
8-Dec-16	8:05	Fine	18255	2.6877	2.6895	19772.18	19773.18	1.00	1.27	1.27	1.27	76	23.7
8-Dec-16	9:07	Fine	18253	2.7004	2.7017	19773.18	19774.18	1.00	1.32	1.32	1.32	79	16.4
8-Dec-16	10:09	Fine	18251	2.6670	2.6692	19774.18	19775.18	1.00	1.27	1.27	1.27	76	29.0
14-Dec-16	8:05	Cloudy	18277	2.6541	2.6575	19799.18	19800.18	1.00	1.26	1.26	1.26	76	44.9
14-Dec-16	9:07	Cloudy	18274	2.6359	2.6410	19800.18	19801.18	1.00	1.37	1.37	1.37	82	62.1
14-Dec-16	10:09	Cloudy	18270	2.6521	2.6609	19801.18	19802.18	1.00	1.26	1.26	1.26	76	116.1
20-Dec-16	8:03	Fine	17506	2.8024	2.8065	19826.18	19827.18	1.00	1.26	1.26	1.26	76	54.1
20-Dec-16	9:06	Fine	18106	2.7397	2.7454	19827.18	19828.18	1.00	1.26	1.26	1.26	76	75.2
20-Dec-16	11:00	Fine	18115	2.7512	2.7588	19828.18	19829.18	1.00	1.26	1.26	1.26	76	100.3
24-Dec-16	8:05	Cloudy	17790	2.7140	2.7203	19853.18	19854.18	1.00	1.27	1.27	1.27	76	82.8
24-Dec-16	9:07	Cloudy	18268	2.6829	2.6885	19854.18	19855.18	1.00	1.27	1.27	1.27	76	73.6
24-Dec-16	10:09	Cloudy	18638	2.6120	2.6175	19855.18	19856.18	1.00	1.27	1.27	1.27	76	72.3



Location: CMA1b - Oil Street Site Office

Report on 24-hour TSP monitoring

Action Level ($\mu\text{g}/\text{m}^3$) - 176.7

Limit Level ($\mu\text{g}/\text{m}^3$) - 260

Date	Sampling Time	Weather Condition	Filter paper no.	Filter Weight, g		Elapse Time, hr		Sampling Time, hr	Flow Rate, m^3/min			Total Volume, m^3	TSP Level, $\mu\text{g}/\text{m}^3$
				Initial	Final	Initial	Final		Initial, Q_{si}	Final, Q_{sf}	Average		
28-Dec-16	8:00	Cloudy	18653	2.6413	2.8735	9268.74	9292.74	24.00	1.31	1.30	1.31	1880	123.5
4-Jan-17	15:06	Fine	19646	2.6372	2.7693	9304.84	9328.84	24.00	1.29	1.29	1.29	1861	71.0
9-Jan-17	8:00	Fine	18491	2.8277	3.1617	9328.84	9352.84	24.00	1.32	1.32	1.32	1902	175.6
14-Jan-17	8:00	Cloudy	18842	2.8430	3.0070	9357.15	9381.15	24.00	1.30	1.30	1.30	1874	87.5
20-Jan-17	8:00	Fine	18816	2.6663	2.9129	9384.15	9408.15	24.00	1.30	1.30	1.30	1874	131.6
27-Jan-17	16:00	Fine	18966	2.8463	3.0006	9437.90	9461.90	24.00	1.30	1.30	1.30	1872	82.4

Remarks: Due to interruption of electricity, the 24hr TSP was rescheduled from 3 and 26 Jan 2017 to 4 and 27 Jan 2017 respectively.

Report on 1-hour TSP monitoring

Action Level ($\mu\text{g}/\text{m}^3$) - 320.1

Limit Level ($\mu\text{g}/\text{m}^3$) - 500

Date	Sampling Time	Weather Condition	Filter paper no.	Filter Weight, g		Elapse Time, hr		Sampling Time, hr	Flow Rate, m^3/min			Total Volume, m^3	TSP Level, $\mu\text{g}/\text{m}^3$
				Initial	Final	Initial	Final		Initial, Q_{si}	Final, Q_{sf}	Average		
29-Dec-16	8:40	Cloudy	18470	2.8567	2.8660	9292.74	9293.74	1.00	1.30	1.30	1.30	78	118.8
29-Dec-16	10:15	Cloudy	18662	2.6610	2.6745	9293.74	9294.74	1.00	1.30	1.30	1.30	78	172.5
29-Dec-16	13:00	Cloudy	18461	2.8151	2.8277	9294.74	9295.74	1.00	1.30	1.30	1.30	78	161.0
4-Jan-17	9:00	Fine	18684	2.6632	2.6804	9301.84	9302.84	1.00	1.29	1.29	1.29	78	221.6
4-Jan-17	10:50	Fine	18651	2.6401	2.6539	9302.84	9303.84	1.00	1.29	1.29	1.29	78	177.8
4-Jan-17	13:24	Fine	18647	2.6581	2.6694	9303.84	9304.84	1.00	1.29	1.29	1.29	78	145.6
10-Jan-17	8:30	Fine	18864	2.8231	2.8414	9352.84	9353.84	1.00	1.30	1.30	1.30	78	235.5
10-Jan-17	9:58	Fine	18855	2.8602	2.8794	9353.84	9354.84	1.00	1.30	1.30	1.30	78	247.1
10-Jan-17	11:00	Fine	18847	2.8422	2.8598	9354.84	9355.84	1.00	1.30	1.30	1.30	78	226.5
16-Jan-17	8:30	Cloudy	18837	2.8639	2.8808	9381.15	9382.15	1.00	1.30	1.30	1.30	78	216.3
16-Jan-17	10:30	Cloudy	18809	2.6593	2.6686	9382.15	9383.15	1.00	1.30	1.30	1.30	78	119.1
16-Jan-17	13:00	Cloudy	18802	2.6456	2.6575	9383.15	9384.15	1.00	1.30	1.30	1.30	78	152.3
21-Jan-17	8:30	Fine	18490	2.8207	2.8382	9408.15	9409.15	1.00	1.30	1.30	1.30	78	223.9
21-Jan-17	9:32	Fine	18453	2.8303	2.8467	9409.15	9410.15	1.00	1.30	1.30	1.30	78	209.8
21-Jan-17	11:00	Fine	18446	2.8372	2.8527	9410.15	9411.15	1.00	1.30	1.30	1.30	78	198.3
27-Jan-17	8:50	Fine	18474	2.8524	2.8601	9434.29	9435.29	1.00	1.30	1.30	1.30	78	98.7
27-Jan-17	10:15	Fine	18973	2.8789	2.8872	9435.29	9436.29	1.00	1.30	1.30	1.30	78	106.4
27-Jan-17	13:00	Fine	18970	2.8155	2.8222	9436.29	9437.29	1.00	1.30	1.30	1.30	78	85.9



Location: CMA2a - Causeway Bay Community Centre

Report on 24-hour TSP monitoring

Action Level ($\mu\text{g}/\text{m}^3$) - 169.5

Limit Level ($\mu\text{g}/\text{m}^3$) - 260

Date	Sampling Time	Weather Condition	Filter paper no.	Filter Weight, g		Elapse Time, hr		Sampling Time, hr	Flow Rate, m^3/min			Total Volume, m^3	TSP Level, $\mu\text{g}/\text{m}^3$
				Initial	Final	Initial	Final		Initial, Q_{si}	Final, Q_{sf}	Average		
28-Dec-16	8:00	Cloudy	18654	2.6451	2.6912	18909.04	18933.04	24.00	1.09	1.09	1.09	1568	29.4
3-Jan-17	8:00	Fine	18458	2.8276	2.9427	18936.04	18960.04	24.00	1.12	1.12	1.12	1619	71.1
9-Jan-17	8:00	Fine	18644	2.6247	2.7344	18963.04	18987.04	24.00	1.08	1.08	1.08	1555	70.6
14-Jan-17	8:00	Cloudy	18841	2.8402	2.9298	18990.04	19014.04	24.00	1.13	1.13	1.13	1626	55.1
20-Jan-17	8:00	Fine	18817	2.6846	2.8037	19017.04	19041.04	24.00	1.13	1.13	1.13	1626	73.3
26-Jan-17	8:00	Fine	18484	2.8376	2.9609	19044.04	19068.04	24.00	1.09	1.08	1.09	1563	78.9

Report on 1-hour TSP monitoring

Action Level ($\mu\text{g}/\text{m}^3$) - 323.4

Limit Level ($\mu\text{g}/\text{m}^3$) - 500

Date	Sampling Time	Weather Condition	Filter paper no.	Filter Weight, g		Elapse Time, hr		Sampling Time, hr	Flow Rate, m^3/min			Total Volume, m^3	TSP Level, $\mu\text{g}/\text{m}^3$
				Initial	Final	Initial	Final		Initial, Q_{si}	Final, Q_{sf}	Average		
29-Dec-16	8:15	Cloudy	18471	2.8563	2.8631	18933.04	18934.04	1.00	1.09	1.09	1.09	65	104.2
29-Dec-16	9:30	Cloudy	18663	2.6599	2.6664	18934.04	18935.04	1.00	1.13	1.13	1.13	68	95.8
29-Dec-16	11:00	Cloudy	18459	2.8298	2.8358	18935.04	18936.04	1.00	1.09	1.09	1.09	65	91.9
4-Jan-17	8:30	Fine	18685	2.6455	2.6502	18960.04	18961.04	1.00	1.08	1.08	1.08	65	72.5
4-Jan-17	11:00	Fine	18650	2.6498	2.6560	18961.04	18962.04	1.00	1.08	1.08	1.08	65	95.6
4-Jan-17	13:00	Fine	18649	2.6756	2.6810	18962.04	18963.04	1.00	1.08	1.08	1.08	65	83.3
10-Jan-17	8:30	Fine	18863	2.8248	2.8334	18987.04	18988.04	1.00	1.12	1.12	1.12	67	127.4
10-Jan-17	9:45	Fine	18856	2.8472	2.8539	18988.04	18989.04	1.00	1.08	1.08	1.08	65	103.3
10-Jan-17	11:00	Fine	18848	2.8351	2.8437	18989.04	18990.04	1.00	1.08	1.08	1.08	65	132.5
16-Jan-17	8:30	Cloudy	18838	2.8531	2.8594	19014.04	19015.04	1.00	1.13	1.13	1.13	68	92.9
16-Jan-17	10:30	Cloudy	18810	2.6612	2.6650	19015.04	19016.04	1.00	1.09	1.09	1.09	65	58.3
16-Jan-17	13:00	Cloudy	18803	2.6573	2.6634	19016.04	19017.04	1.00	1.13	1.13	1.13	68	90.0
21-Jan-17	8:30	Fine	18782	2.6501	2.6582	19041.04	19042.04	1.00	1.13	1.13	1.13	68	119.4
21-Jan-17	9:32	Fine	18454	2.8093	2.8160	19042.04	19043.04	1.00	1.11	1.11	1.11	67	100.7
21-Jan-17	11:00	Fine	18447	2.8444	2.8527	19043.04	19044.04	1.00	1.09	1.09	1.09	65	127.3
27-Jan-17	8:52	Fine	18976	2.8956	2.8997	19068.04	19069.04	1.00	1.08	1.08	1.08	65	63.0
27-Jan-17	10:30	Fine	18988	2.9077	2.9111	19069.04	19070.04	1.00	1.08	1.08	1.08	65	52.2
27-Jan-17	13:00	Fine	18984	2.8974	2.9018	19070.04	19071.04	1.00	1.08	1.08	1.08	65	67.6



Location: CMA3a - CWB PRE Site Office Area

Report on 24-hour TSP monitoring
Action Level ($\mu\text{g}/\text{m}^3$) - 171
Limit Level ($\mu\text{g}/\text{m}^3$) - 260

Date	Sampling Time	Weather Condition	Filter paper no.	Filter Weight, g		Elapse Time, hr		Sampling Time, hr	Flow Rate, m^3/min			Total Volume, m^3	TSP Level, $\mu\text{g}/\text{m}^3$
				Initial	Final	Initial	Final		Initial, Q_{si}	Final, Q_{sf}	Average		
28-Dec-16	8:00	Cloudy	18655	2.6758	2.7861	6363.77	6387.77	24.00	1.10	1.09	1.10	1579	69.9
3-Jan-17	8:00	Fine	18682	2.6413	2.6912	6390.82	6414.82	24.00	1.04	1.04	1.04	1502	33.2
9-Jan-17	8:00	Fine	18728	2.6711	2.8049	6417.82	6441.82	24.00	1.11	1.12	1.11	1605	83.4
14-Jan-17	8:00	Cloudy	18843	2.8385	2.9094	6444.83	6468.83	24.00	1.05	1.05	1.05	1515	46.8
20-Jan-17	8:00	Fine	18818	2.6836	2.8040	6472.95	6496.95	24.00	1.12	1.13	1.12	1620	74.3
26-Jan-17	8:00	Fine	18486	2.8374	2.9612	6499.95	6523.95	24.00	1.13	1.12	1.12	1620	76.4

Report on 1-hour TSP monitoring
Action Level ($\mu\text{g}/\text{m}^3$) - 311.3
Limit Level ($\mu\text{g}/\text{m}^3$) - 500

Date	Sampling Time	Weather Condition	Filter paper no.	Filter Weight, g		Elapse Time, hr		Sampling Time, hr	Flow Rate, m^3/min			Total Volume, m^3	TSP Level, $\mu\text{g}/\text{m}^3$
				Initial	Final	Initial	Final		Initial, Q_{si}	Final, Q_{sf}	Average		
29-Dec-16	8:25	Cloudy	18442	2.8365	2.8412	6387.77	6388.77	1.00	1.09	1.09	1.09	66	71.6
29-Dec-16	9:50	Cloudy	18665	2.6071	2.6109	6388.77	6389.77	1.00	1.09	1.09	1.09	66	57.9
29-Dec-16	10:55	Cloudy	18462	2.8245	2.8293	6389.77	6390.77	1.00	0.97	0.97	0.97	58	82.7
4-Jan-17	8:30	Fine	18687	2.6350	2.6367	6414.82	6415.82	1.00	1.04	1.04	1.04	63	27.2
4-Jan-17	9:53	Fine	18707	2.6382	2.6399	6415.82	6416.82	1.00	1.04	1.04	1.04	63	27.2
4-Jan-17	13:00	Fine	18723	2.6580	2.6642	6416.82	6417.82	1.00	1.04	1.04	1.04	63	99.1
10-Jan-17	8:15	Fine	18867	2.8351	2.8421	6441.82	6442.82	1.00	1.19	1.19	1.19	71	98.0
10-Jan-17	9:50	Fine	18858	2.8514	2.8577	6442.82	6443.82	1.00	1.04	1.04	1.04	63	100.5
10-Jan-17	11:00	Fine	18850	2.8583	2.8664	6443.82	6444.82	1.00	1.04	1.04	1.04	63	129.3
16-Jan-17	8:30	Cloudy	18813	2.6293	2.6370	6468.83	6469.83	1.00	1.05	1.05	1.05	63	122.0
16-Jan-17	10:30	Cloudy	18812	2.6238	2.6281	6469.83	6470.83	1.00	1.05	1.05	1.05	63	68.1
16-Jan-17	13:00	Cloudy	18804	2.6496	2.6531	6470.83	6471.83	1.00	1.05	1.05	1.05	63	55.4
21-Jan-17	8:15	Fine	18688	2.6482	2.6542	6496.95	6497.95	1.00	1.13	1.13	1.13	68	88.7
21-Jan-17	9:25	Fine	18455	2.8150	2.8195	6497.95	6498.95	1.00	1.13	1.13	1.13	68	66.5
21-Jan-17	10:26	Fine	18449	2.8221	2.8300	6498.95	6499.95	1.00	1.13	1.13	1.13	68	116.8
27-Jan-17	8:35	Fine	18476	2.8738	2.8779	6523.95	6524.95	1.00	1.05	1.05	1.05	63	65.1
27-Jan-17	9:56	Fine	18974	2.8903	2.8935	6524.95	6525.95	1.00	1.05	1.05	1.05	63	50.8
27-Jan-17	11:00	Fine	18971	2.9104	2.9135	6525.95	6526.95	1.00	1.05	1.05	1.05	63	49.2



Location: CMA4a - SPCA

Report on 24-hour TSP monitoring

Action Level ($\mu\text{g}/\text{m}^3$) - 171.2
Limit Level ($\mu\text{g}/\text{m}^3$) - 260

Date	Sampling Time	Weather Condition	Filter paper no.	Filter Weight, g		Elapse Time, hr		Sampling Time, hr	Flow Rate, m^3/min			Total Volume, m^3	TSP Level, $\mu\text{g}/\text{m}^3$
				Initial	Final	Initial	Final		Initial, Q_{si}	Final, Q_{sf}	Average		
28-Dec-16	8:00	Cloudy	18656	2.6432	2.7427	23147.38	23171.38	24.00	1.23	1.17	1.20	1721	57.8
3-Jan-17	8:00	Fine	18683	2.6636	2.7170	23174.43	23198.43	24.00	1.16	1.16	1.16	1676	31.9
10-Jan-17	13:00	Fine	18727	2.6737	2.8330	23204.43	23228.43	24.00	1.21	1.23	1.22	1755	90.8
14-Jan-17	8:00	Cloudy	18834	2.8619	2.9466	23228.43	23252.43	24.00	1.22	1.22	1.22	1751	48.4
21-Jan-17	13:00	Fine	18819	2.6682	2.8310	23258.43	23282.43	24.00	1.17	1.17	1.17	1686	96.5
26-Jan-17	8:00	Fine	18482	2.8308	2.9553	23282.43	23306.43	24.00	1.22	1.21	1.22	1751	71.1

Remarks: Due to interruption of electricity, the 24hr TSP was rescheduled from 9 and 20 Jan 2017 to 10 and 21 Jan 2017 respectively.

Report on 1-hour TSP monitoring

Action Level ($\mu\text{g}/\text{m}^3$) - 312.5
Limit Level ($\mu\text{g}/\text{m}^3$) - 500

Date	Sampling Time	Weather Condition	Filter paper no.	Filter Weight, g		Elapse Time, hr		Sampling Time, hr	Flow Rate, m^3/min			Total Volume, m^3	TSP Level, $\mu\text{g}/\text{m}^3$
				Initial	Final	Initial	Final		Initial, Q_{si}	Final, Q_{sf}	Average		
29-Dec-16	8:10	Cloudy	18473	2.8512	2.8554	23171.38	23172.38	1.00	1.28	1.28	1.28	77	54.7
29-Dec-16	9:40	Cloudy	18678	2.6802	2.6854	23172.38	23173.38	1.00	1.25	1.25	1.25	75	69.3
29-Dec-16	11:00	Cloudy	18463	2.8249	2.8306	23173.38	23174.38	1.00	1.22	1.22	1.22	73	77.7
4-Jan-17	8:15	Fine	18689	2.6785	2.6840	23198.43	23199.43	1.00	1.16	1.16	1.16	70	78.8
4-Jan-17	9:35	Fine	18708	2.6463	2.6516	23199.43	23200.43	1.00	1.16	1.16	1.16	70	75.9
4-Jan-17	13:00	Fine	18724	2.6555	2.6625	23200.43	23201.43	1.00	1.16	1.16	1.16	70	100.3
10-Jan-17	8:15	Fine	18866	2.8273	2.8358	23201.43	23202.43	1.00	1.21	1.21	1.21	73	117.0
10-Jan-17	9:30	Fine	18859	2.8298	2.8375	23202.43	23203.43	1.00	1.21	1.21	1.21	73	106.0
10-Jan-17	11:00	Fine	18851	2.8527	2.8591	23203.43	23204.43	1.00	1.21	1.21	1.21	73	88.1
16-Jan-17	8:30	Cloudy	18814	2.6165	2.6199	23252.43	23253.43	1.00	1.22	1.22	1.22	73	46.6
16-Jan-17	10:30	Cloudy	18811	2.6292	2.6347	23253.43	23254.43	1.00	1.22	1.22	1.22	73	75.4
16-Jan-17	13:00	Cloudy	18805	2.6734	2.6780	23254.43	23255.43	1.00	1.22	1.22	1.22	73	63.0
21-Jan-17	8:15	Fine	18795	2.6463	2.6526	23255.43	23256.43	1.00	1.22	1.22	1.22	73	86.3
21-Jan-17	9:20	Fine	18456	2.8319	2.8355	23256.43	23257.43	1.00	1.17	1.17	1.17	70	51.3
21-Jan-17	10:30	Fine	18448	2.8206	2.8261	23257.43	23258.43	1.00	1.17	1.17	1.17	70	78.3
27-Jan-17	8:37	Fine	18477	2.8681	2.8728	23306.43	23307.43	1.00	1.21	1.21	1.21	73	64.5
27-Jan-17	10:01	Fine	18989	2.8956	2.8987	23307.43	23308.43	1.00	1.19	1.19	1.19	71	43.4
27-Jan-17	13:00	Fine	18985	2.8998	2.9049	23308.43	23309.43	1.00	1.17	1.17	1.17	70	72.8



Location: CMA5b - Pedestrian Plaza

Report on 24-hour TSP monitoring

Action Level ($\mu\text{g}/\text{m}^3$) - 181

Limit Level ($\mu\text{g}/\text{m}^3$) - 260

Date	Sampling Time	Weather Condition	Filter paper no.	Filter Weight, g		Elapse Time, hr		Sampling Time, hr	Flow Rate, m^3/min			Total Volume, m^3	TSP Level, $\mu\text{g}/\text{m}^3$
				Initial	Final	Initial	Final		Initial, Q_{si}	Final, Q_{sf}	Average		
28-Dec-16	8:00	Cloudy	18695	2.6357	2.7271	7754.77	7778.77	24.00	0.99	0.99	0.99	1425	64.1
3-Jan-17	8:00	Fine	18538	2.7975	2.9382	7781.77	7805.77	24.00	0.79	0.79	0.79	1136	123.9
9-Jan-17	8:00	Fine	18722	2.6728	2.9362	7808.77	7832.77	24.00	0.85	0.91	0.88	1264	208.4
14-Jan-17	8:00	Cloudy	18846	2.8518	3.0150	7835.77	7859.77	24.00	0.86	0.86	0.86	1234	132.3
20-Jan-17	8:00	Fine	18801	2.6650	2.9490	7862.77	7886.77	24.00	0.91	0.92	0.92	1320	215.1
26-Jan-17	8:00	Fine	18489	2.8413	3.0590	7889.77	7913.77	24.00	0.95	0.95	0.95	1364	159.6

Report on 1-hour TSP monitoring

Action Level ($\mu\text{g}/\text{m}^3$) - 332

Limit Level ($\mu\text{g}/\text{m}^3$) - 500

Date	Sampling Time	Weather Condition	Filter paper no.	Filter Weight, g		Elapse Time, hr		Sampling Time, hr	Flow Rate, m^3/min			Total Volume, m^3	TSP Level, $\mu\text{g}/\text{m}^3$
				Initial	Final	Initial	Final		Initial, Q_{si}	Final, Q_{sf}	Average		
29-Dec-16	8:05	Cloudy	18616	2.8360	2.8437	7778.77	7779.77	1.00	1.10	1.10	1.10	66	116.3
29-Dec-16	9:15	Cloudy	18469	2.8398	2.8497	7779.77	7780.77	1.00	1.10	1.10	1.10	66	149.5
29-Dec-16	11:00	Cloudy	18466	2.8374	2.8525	7780.77	7781.77	1.00	1.10	1.10	1.10	66	228.0
4-Jan-17	8:04	Fine	18609	2.8047	2.8147	7805.77	7806.77	1.00	0.91	0.91	0.91	55	183.4
4-Jan-17	9:15	Fine	18714	2.6963	2.7131	7806.77	7807.77	1.00	0.91	0.91	0.91	55	308.0
4-Jan-17	11:00	Fine	18717	2.6760	2.6899	7807.77	7808.77	1.00	0.91	0.91	0.91	55	254.9
10-Jan-17	8:02	Fine	18769	2.6804	2.6901	7832.77	7833.77	1.00	0.79	0.79	0.79	47	204.7
10-Jan-17	9:30	Fine	18860	2.8351	2.8508	7833.77	7834.77	1.00	0.85	0.85	0.85	51	307.8
10-Jan-17	10:45	Fine	18854	2.8277	2.8378	7834.77	7835.77	1.00	0.88	0.88	0.88	53	191.2
16-Jan-17	8:02	Cloudy	18902	2.8224	2.8296	7859.77	7860.77	1.00	0.92	0.86	0.89	53	135.2
16-Jan-17	9:30	Cloudy	18836	2.8410	2.8492	7860.77	7861.77	1.00	0.92	0.86	0.89	53	154.0
16-Jan-17	13:00	Cloudy	18808	2.6508	2.6653	7861.77	7862.77	1.00	0.92	0.92	0.92	55	263.4
21-Jan-17	8:04	Fine	18910	2.8194	2.8358	7886.77	7887.77	1.00	0.92	0.92	0.92	55	297.5
21-Jan-17	9:20	Fine	18781	2.6622	2.6767	7887.77	7888.77	1.00	0.92	0.92	0.92	55	263.0
21-Jan-17	10:50	Fine	18451	2.8395	2.8547	7888.77	7889.77	1.00	0.80	0.80	0.80	48	317.7
27-Jan-17	8:04	Fine	18977	2.8929	2.8968	7913.77	7914.77	1.00	0.79	0.79	0.79	48	81.8
27-Jan-17	9:43	Fine	18975	2.8969	2.9095	7914.77	7915.77	1.00	0.92	0.92	0.92	55	229.4
27-Jan-17	10:50	Fine	18987	2.9171	2.9210	7915.77	7916.77	1.00	0.79	0.79	0.79	48	81.8



Location: MA1e - International Finance Centre (Eastern Wing)

Report on 24-hour TSP monitoring

Action Level ($\mu\text{g}/\text{m}^3$) - 173.4

Limit Level ($\mu\text{g}/\text{m}^3$) - 260

Date	Sampling Time	Weather Condition	Filter paper no.	Filter Weight, g		Elapse Time, hr		Sampling Time, hr	Flow Rate, m^3/min			Total Volume, m^3	TSP Level, $\mu\text{g}/\text{m}^3$
				Initial	Final	Initial	Final		Initial, Q_{si}	Final, Q_{sf}	Average		
28-Dec-16	8:00	Cloudy	18636	2.6439	2.7571	20000.11	20024.11	24.00	1.35	1.34	1.35	1939	58.4
3-Jan-17	8:00	Fine	18667	2.6742	2.7761	20027.61	20051.61	24.00	1.25	1.25	1.25	1799	56.7
11-Jan-17	8:00	Fine	18668	2.6550	2.8382	20109.39	20133.39	24.00	1.25	1.25	1.25	1799	101.8
14-Jan-17	8:00	Cloudy	18833	2.8446	2.9252	20133.39	20157.39	24.00	1.26	1.26	1.26	1810	44.5
21-Jan-17	11:08	Fine	18785	2.6156	2.7792	20203.39	20227.39	24.00	1.26	1.26	1.26	1814	90.2
26-Jan-17	8:00	Fine	19002	2.8361	2.9623	20227.39	20251.39	24.00	1.26	1.26	1.26	1810	69.7

Remarks: Due to interruption of electricity, the 24hr TSP was rescheduled from 9 and 20 Jan 2017 to 11 and 21 Jan 2017 respectively.

Report on 1-hour TSP monitoring

Action Level ($\mu\text{g}/\text{m}^3$) - 325.1

Limit Level ($\mu\text{g}/\text{m}^3$) - 500

Date	Sampling Time	Weather Condition	Filter paper no.	Filter Weight, g		Elapse Time, hr		Sampling Time, hr	Flow Rate, m^3/min			Total Volume, m^3	TSP Level, $\mu\text{g}/\text{m}^3$
				Initial	Final	Initial	Final		Initial, Q_{si}	Final, Q_{sf}	Average		
29-Dec-16	8:02	Cloudy	18577	2.6811	2.6962	20024.11	20025.11	1.00	1.34	1.34	1.34	81	187.2
29-Dec-16	9:04	Cloudy	18674	2.6642	2.6698	20025.11	20026.11	1.00	1.34	1.34	1.34	81	69.4
29-Dec-16	10:06	Cloudy	18671	2.7080	2.7113	20026.11	20027.11	1.00	1.34	1.34	1.34	81	40.9
4-Jan-17	8:05	Fine	18703	2.6820	2.6857	20051.61	20052.61	1.00	1.19	1.19	1.19	71	51.9
4-Jan-17	9:30	Fine	18710	2.6806	2.6831	20052.61	20053.61	1.00	1.13	1.13	1.13	68	37.0
4-Jan-17	11:00	Fine	18719	2.7006	2.7041	20053.61	20054.61	1.00	1.22	1.22	1.22	73	47.9
10-Jan-17	8:02	Fine	18633	2.6489	2.6522	20094.16	20095.16	1.00	1.25	1.25	1.25	75	44.0
10-Jan-17	9:05	Fine	18877	2.8242	2.8280	20095.16	20096.16	1.00	1.25	1.25	1.25	75	50.7
10-Jan-17	10:08	Fine	18874	2.8450	2.8489	20096.16	20097.16	1.00	1.19	1.19	1.19	71	54.7
16-Jan-17	8:02	Cloudy	18832	2.8620	2.8658	20157.39	20158.39	1.00	1.26	1.26	1.26	75	50.4
16-Jan-17	9:05	Cloudy	18829	2.8630	2.8662	20158.39	20159.39	1.00	1.26	1.26	1.26	75	42.4
16-Jan-17	10:09	Cloudy	18826	2.8374	2.8404	20159.39	20160.39	1.00	1.26	1.26	1.26	75	39.8
21-Jan-17	8:00	Fine	18794	2.6612	2.6717	20200.39	20201.39	1.00	1.26	1.26	1.26	76	139.0
21-Jan-17	9:02	Fine	18791	2.6491	2.6535	20201.39	20202.39	1.00	1.26	1.26	1.26	76	58.3
21-Jan-17	10:04	Fine	18788	2.6475	2.6514	20202.39	20203.39	1.00	1.26	1.26	1.26	76	51.6
27-Jan-17	8:02	Fine	19001	2.8518	2.8555	20251.40	20252.40	1.00	1.13	1.13	1.13	68	54.5
27-Jan-17	9:04	Fine	18998	2.8561	2.8596	20252.40	20253.40	1.00	1.26	1.26	1.26	75	46.5
27-Jan-17	10:06	Fine	18995	2.8594	2.8618	20253.40	20254.40	1.00	1.26	1.26	1.26	75	31.9



Location: MA1w - International Finance Centre (Western Wing)

Report on 24-hour TSP monitoring

Action Level ($\mu\text{g}/\text{m}^3$) - 173.4
Limit Level ($\mu\text{g}/\text{m}^3$) - 260

Date	Sampling Time	Weather Condition	Filter paper no.	Filter Weight, g		Elapse Time, hr		Sampling Time, hr	Flow Rate, m^3/min			Total Volume, m^3	TSP Level, $\mu\text{g}/\text{m}^3$
				Initial	Final	Initial	Final		Initial, Q_{si}	Final, Q_{sf}	Average		
28-Dec-16	8:00	Cloudy	18635	2.6574	2.7453	19856.18	19880.18	24.00	1.28	1.27	1.28	1836	47.9
3-Jan-17	8:00	Fine	18666	2.6391	2.7310	19883.24	19907.24	24.00	1.23	1.23	1.23	1776	51.8
9-Jan-17	8:00	Fine	18725	2.6506	2.7715	19910.24	19934.24	24.00	1.23	1.28	1.26	1808	66.9
14-Jan-17	8:00	Cloudy	18870	2.8418	2.9245	19937.24	19961.24	24.00	1.33	1.33	1.33	1919	43.1
20-Jan-17	8:00	Fine	18822	2.8625	2.9664	19964.24	19988.24	24.00	1.33	1.33	1.33	1918	54.2
26-Jan-17	8:00	Fine	18784	2.5933	2.7158	19991.24	20015.24	24.00	1.24	1.24	1.24	1783	68.7

Report on 1-hour TSP monitoring

Action Level ($\mu\text{g}/\text{m}^3$) - 325.1
Limit Level ($\mu\text{g}/\text{m}^3$) - 500

Date	Sampling Time	Weather Condition	Filter paper no.	Filter Weight, g		Elapse Time, hr		Sampling Time, hr	Flow Rate, m^3/min			Total Volume, m^3	TSP Level, $\mu\text{g}/\text{m}^3$
				Initial	Final	Initial	Final		Initial, Q_{si}	Final, Q_{sf}	Average		
29-Dec-16	8:05	Cloudy	18676	2.6895	2.6935	19880.18	19881.18	1.00	1.27	1.27	1.27	76	52.3
29-Dec-16	9:07	Cloudy	18673	2.6896	2.6942	19881.18	19882.18	1.00	1.27	1.27	1.27	76	60.2
29-Dec-16	10:09	Cloudy	18670	2.6559	2.6604	19882.18	19883.18	1.00	1.27	1.27	1.27	76	58.9
4-Jan-17	8:10	Fine	18704	2.6392	2.6438	19907.24	19908.24	1.00	1.23	1.23	1.23	74	62.2
4-Jan-17	9:12	Fine	18711	2.6859	2.6905	19908.24	19909.24	1.00	1.33	1.33	1.33	80	57.8
4-Jan-17	11:00	Fine	18718	2.6640	2.6688	19909.24	19910.24	1.00	1.23	1.23	1.23	74	64.9
10-Jan-17	8:05	Fine	18879	2.8547	2.8592	19934.24	19935.24	1.00	1.28	1.28	1.28	77	58.6
10-Jan-17	9:07	Fine	18876	2.8356	2.8402	19935.24	19936.24	1.00	1.28	1.28	1.28	77	59.9
10-Jan-17	10:09	Fine	18873	2.8533	2.8572	19936.24	19937.24	1.00	1.26	1.26	1.26	75	51.7
16-Jan-17	8:05	Cloudy	18831	2.8247	2.8292	19961.24	19962.24	1.00	1.24	1.24	1.24	74	60.5
16-Jan-17	9:07	Cloudy	18828	2.8376	2.8404	19962.24	19963.24	1.00	1.24	1.24	1.24	74	37.7
16-Jan-17	10:09	Cloudy	18825	2.8609	2.8643	19963.24	19964.24	1.00	1.26	1.26	1.26	76	44.9
21-Jan-17	8:05	Fine	18793	2.6840	2.6928	19988.24	19989.24	1.00	1.29	1.29	1.29	77	114.0
21-Jan-17	9:07	Fine	18790	2.6406	2.6456	19989.24	19990.24	1.00	1.33	1.33	1.33	80	62.5
21-Jan-17	10:09	Fine	18787	2.6225	2.6266	19990.24	19991.24	1.00	1.24	1.24	1.24	74	55.1
27-Jan-17	8:05	Fine	19000	2.8238	2.8283	20015.24	20016.24	1.00	1.28	1.28	1.28	77	58.4
27-Jan-17	9:07	Fine	18997	2.8727	2.8765	20016.24	20017.24	1.00	1.24	1.24	1.24	74	51.2
27-Jan-17	10:09	Fine	18994	2.8715	2.8746	20017.24	20018.24	1.00	1.24	1.24	1.24	74	41.8



Location: CMA1b - Oil Street Site Office

Report on 24-hour TSP monitoring

Action Level ($\mu\text{g}/\text{m}^3$) - 176.7

Limit Level ($\mu\text{g}/\text{m}^3$) - 260

Date	Sampling Time	Weather Condition	Filter paper no.	Filter Weight, g		Elapse Time, hr		Sampling Time, hr	Flow Rate, m^3/min			Total Volume, m^3	TSP Level, $\mu\text{g}/\text{m}^3$
				Initial	Final	Initial	Final		Initial, Q_{si}	Final, Q_{sf}	Average		
1-Dec-16	8:00	Fine	18196	2.6735	2.9410	9132.67	9156.67	24.00	1.29	1.29	1.29	1855	144.2
7-Dec-16	8:00	Cloudy	17497	2.8101	3.1029	9159.68	9183.68	24.00	1.29	1.29	1.29	1854	157.9
13-Dec-16	8:00	Cloudy	18156	2.6620	2.8123	9186.68	9210.68	24.00	1.28	1.29	1.28	1847	81.4
19-Dec-16	8:00	Fine	18139	2.7196	2.9030	9214.70	9238.70	24.00	1.29	1.28	1.29	1852	99.0
23-Dec-16	8:00	Cloudy	18378	2.6814	2.9899	9241.70	9265.70	24.00	1.29	1.30	1.30	1866	165.3

Report on 1-hour TSP monitoring

Action Level ($\mu\text{g}/\text{m}^3$) - 320.1

Limit Level ($\mu\text{g}/\text{m}^3$) - 500

Date	Sampling Time	Weather Condition	Filter paper no.	Filter Weight, g		Elapse Time, hr		Sampling Time, hr	Flow Rate, m^3/min			Total Volume, m^3	TSP Level, $\mu\text{g}/\text{m}^3$
				Initial	Final	Initial	Final		Initial, Q_{si}	Final, Q_{sf}	Average		
2-Dec-16	9:10	Fine	17496	2.8013	2.8127	9156.68	9157.68	1.00	1.29	1.29	1.29	77	147.5
2-Dec-16	10:15	Fine	17652	2.7398	2.7563	9157.68	9158.68	1.00	1.29	1.29	1.29	77	213.5
2-Dec-16	13:00	Fine	17650	2.7342	2.7451	9158.68	9159.68	1.00	1.29	1.29	1.29	77	141.1
8-Dec-16	8:20	Fine	18184	2.6638	2.6762	9183.68	9184.68	1.00	1.29	1.29	1.29	77	160.4
8-Dec-16	9:22	Fine	18182	2.6835	2.6971	9184.68	9185.68	1.00	1.29	1.29	1.29	77	176.0
8-Dec-16	10:25	Fine	18180	2.6672	2.6773	9185.68	9186.68	1.00	1.29	1.29	1.29	77	130.7
14-Dec-16	8:20	Cloudy	17502	2.8013	2.8178	9210.68	9211.68	1.00	1.29	1.29	1.29	77	214.0
14-Dec-16	9:22	Cloudy	18154	2.7023	2.7148	9211.68	9212.68	1.00	1.29	1.29	1.29	77	162.1
14-Dec-16	14:05	Cloudy	18153	2.6753	2.6994	9212.68	9213.68	1.00	1.29	1.29	1.29	77	312.6
20-Dec-16	9:00	Fine	16337	2.8360	2.8505	9238.70	9239.70	1.00	1.28	1.28	1.28	77	188.1
20-Dec-16	10:15	Fine	18175	2.6737	2.6939	9239.70	9240.70	1.00	1.28	1.28	1.28	77	262.1
20-Dec-16	13:00	Fine	18381	2.6725	2.6929	9240.70	9241.70	1.00	1.28	1.28	1.28	77	264.7
24-Dec-16	8:35	Cloudy	16577	2.8587	2.8801	9265.70	9266.70	1.00	1.30	1.30	1.30	78	274.9
24-Dec-16	9:50	Cloudy	16572	2.8554	2.8673	9266.70	9267.70	1.00	1.30	1.30	1.30	78	152.9
24-Dec-16	10:55	Cloudy	18660	2.6391	2.6513	9267.70	9268.70	1.00	1.30	1.30	1.30	78	156.7



Location: CMA2a - Causeway Bay Community Centre

Report on 24-hour TSP monitoring

Action Level ($\mu\text{g}/\text{m}^3$) - 169.5

Limit Level ($\mu\text{g}/\text{m}^3$) - 260

Date	Sampling Time	Weather Condition	Filter paper no.	Filter Weight, g		Elapse Time, hr		Sampling Time, hr	Flow Rate, m^3/min			Total Volume, m^3	TSP Level, $\mu\text{g}/\text{m}^3$
				Initial	Final	Initial	Final		Initial, Q_{si}	Final, Q_{sf}	Average		
1-Dec-16	8:00	Fine	18158	2.6595	2.8520	18773.95	18797.95	24.00	1.30	1.30	1.30	1873	102.8
7-Dec-16	8:00	Cloudy	17648	2.7482	2.9673	18800.95	18824.95	24.00	1.30	1.30	1.30	1872	117.0
13-Dec-16	8:00	Cloudy	18155	2.6547	2.7905	18827.95	18851.95	24.00	1.18	1.18	1.18	1702	79.8
19-Dec-16	8:00	Fine	18135	2.6707	2.7786	18854.95	18878.95	24.00	1.24	1.24	1.24	1788	60.3
23-Dec-16	8:00	Cloudy	18377	2.6621	2.8049	18882.04	18906.04	24.00	1.17	1.17	1.17	1683	84.9

Report on 1-hour TSP monitoring

Action Level ($\mu\text{g}/\text{m}^3$) - 323.4

Limit Level ($\mu\text{g}/\text{m}^3$) - 500

Date	Sampling Time	Weather Condition	Filter paper no.	Filter Weight, g		Elapse Time, hr		Sampling Time, hr	Flow Rate, m^3/min			Total Volume, m^3	TSP Level, $\mu\text{g}/\text{m}^3$
				Initial	Final	Initial	Final		Initial, Q_{si}	Final, Q_{sf}	Average		
2-Dec-16	9:20	Fine	17653	2.7460	2.7572	18797.95	18798.95	1.00	1.30	1.30	1.30	78	143.6
2-Dec-16	10:28	Fine	17651	2.7343	2.7424	18798.95	18799.95	1.00	1.19	1.19	1.19	71	113.7
2-Dec-16	13:00	Fine	17649	2.7478	2.7529	18799.95	18800.95	1.00	1.19	1.19	1.19	71	71.6
8-Dec-16	8:25	Fine	18183	2.6501	2.6605	18824.95	18825.95	1.00	1.19	1.19	1.19	71	146.0
8-Dec-16	9:30	Fine	18181	2.6952	2.7058	18825.95	18826.95	1.00	1.19	1.19	1.19	71	148.8
8-Dec-16	10:32	Fine	18157	2.6681	2.6757	18826.95	18827.95	1.00	1.19	1.19	1.19	71	106.7
14-Dec-16	8:20	Cloudy	17503	2.8139	2.8210	18851.95	18852.95	1.00	1.24	1.24	1.24	74	95.4
14-Dec-16	9:30	Cloudy	17504	2.8066	2.8141	18852.95	18853.95	1.00	1.24	1.24	1.24	74	100.7
14-Dec-16	13:00	Cloudy	17505	2.7907	2.7955	18853.95	18854.95	1.00	1.30	1.30	1.30	78	61.7
20-Dec-16	8:45	Fine	16338	2.8456	2.8524	18878.96	18879.96	1.00	1.18	1.18	1.18	71	95.7
20-Dec-16	9:55	Fine	18176	2.6969	2.7012	18879.96	18880.96	1.00	1.18	1.18	1.18	71	60.5
20-Dec-16	11:00	Fine	18380	2.6795	2.6876	18880.96	18881.96	1.00	1.18	1.18	1.18	71	114.0
24-Dec-16	8:15	Cloudy	16580	2.8353	2.8433	18906.04	18907.04	1.00	1.17	1.17	1.17	70	114.0
24-Dec-16	9:30	Cloudy	16571	2.8577	2.8673	18907.04	18908.04	1.00	1.17	1.17	1.17	70	136.8
24-Dec-16	10:45	Cloudy	18661	2.6228	2.6276	18908.04	18909.04	1.00	1.17	1.17	1.17	70	68.4



Location: CMA3a - CWB PRE Site Office Area

Report on 24-hour TSP monitoring

Action Level ($\mu\text{g}/\text{m}^3$) - 171

Limit Level ($\mu\text{g}/\text{m}^3$) - 260

Date	Sampling Time	Weather Condition	Filter paper no.	Filter Weight, g		Elapse Time, hr		Sampling Time, hr	Flow Rate, m^3/min			Total Volume, m^3	TSP Level, $\mu\text{g}/\text{m}^3$
				Initial	Final	Initial, Q_{si}	Final, Q_{sf}		Average				
1-Dec-16	8:00	Fine	18197	2.6736	2.8225	6228.77	6252.77	24.00	1.09	1.08	1.08	1561	95.4
7-Dec-16	8:00	Cloudy	15528	2.8230	3.0756	6255.77	6279.77	24.00	1.08	1.08	1.08	1560	161.9
13-Dec-16	8:00	Cloudy	15525	2.8044	2.9811	6282.77	6306.77	24.00	1.07	1.08	1.08	1551	113.9
19-Dec-16	8:00	Fine	18385	2.6914	2.8166	6309.77	6333.77	24.00	0.96	0.95	0.96	1376	91.0
23-Dec-16	8:00	Cloudy	16341	2.8296	2.9528	6336.77	6360.77	24.00	1.02	1.02	1.02	1472	83.7

Report on 1-hour TSP monitoring

Action Level ($\mu\text{g}/\text{m}^3$) - 311.3

Limit Level ($\mu\text{g}/\text{m}^3$) - 500

Date	Sampling Time	Weather Condition	Filter paper no.	Filter Weight, g		Elapse Time, hr		Sampling Time, hr	Flow Rate, m^3/min			Total Volume, m^3	TSP Level, $\mu\text{g}/\text{m}^3$
				Initial	Final	Initial, Q_{si}	Final, Q_{sf}		Average				
2-Dec-16	8:30	Fine	18194	2.6785	2.6848	6252.77	6253.77	1.00	0.96	0.96	0.96	57	109.6
2-Dec-16	9:45	Fine	18192	2.6669	2.6734	6253.77	6254.77	1.00	0.96	0.96	0.96	57	113.1
2-Dec-16	10:50	Fine	18190	2.6905	2.6965	6254.77	6255.77	1.00	0.96	0.96	0.96	57	104.4
8-Dec-16	8:20	Fine	15522	2.8311	2.8426	6279.77	6280.77	1.00	1.08	1.08	1.08	65	176.8
8-Dec-16	9:25	Fine	15523	2.8228	2.8347	6280.77	6281.77	1.00	1.08	1.08	1.08	65	183.0
8-Dec-16	13:00	Fine	15524	2.8210	2.8324	6281.77	6282.77	1.00	1.08	1.08	1.08	65	175.3
14-Dec-16	8:30	Cloudy	18265	2.6721	2.6762	6306.77	6307.77	1.00	1.08	1.08	1.08	65	63.3
14-Dec-16	9:45	Cloudy	18261	2.6741	2.6784	6307.77	6308.77	1.00	1.08	1.08	1.08	65	66.3
14-Dec-16	10:47	Cloudy	18259	2.6675	2.6744	6308.77	6309.77	1.00	1.08	1.08	1.08	65	106.4
20-Dec-16	8:50	Fine	18179	2.7000	2.7070	6333.77	6334.77	1.00	1.08	1.08	1.08	65	108.1
20-Dec-16	10:55	Fine	18441	2.8087	2.8174	6334.77	6335.77	1.00	1.08	1.08	1.08	65	134.3
20-Dec-16	13:00	Fine	18440	2.8284	2.8404	6335.77	6336.77	1.00	1.08	1.08	1.08	65	185.2
24-Dec-16	8:20	Cloudy	16581	2.8269	2.8349	6360.77	6361.77	1.00	1.09	1.09	1.09	65	122.6
24-Dec-16	9:40	Cloudy	16574	2.8468	2.8513	6361.77	6362.77	1.00	0.96	0.96	0.96	58	78.0
24-Dec-16	10:45	Cloudy	18629	2.6724	2.6795	6362.77	6363.77	1.00	0.96	0.96	0.96	58	123.1



Location: CMA4a - SPCA

Report on 24-hour TSP monitoring
Action Level ($\mu\text{g}/\text{m}^3$) - 171.2
Limit Level ($\mu\text{g}/\text{m}^3$) - 260

Date	Sampling Time	Weather Condition	Filter paper no.	Filter Weight, g		Elapse Time, hr		Sampling Time, hr	Flow Rate, m^3/min			Total Volume, m^3	TSP Level, $\mu\text{g}/\text{m}^3$
				Initial	Final	Initial	Final		Initial, Q_{si}	Final, Q_{sf}	Average		
1-Dec-16	8:00	Fine	18159	2.7159	2.8612	23012.36	23036.36	24.00	1.16	1.16	1.16	1665	87.2
7-Dec-16	8:00	Cloudy	18189	2.7029	2.9022	23039.38	23063.38	24.00	1.21	1.21	1.21	1746	114.2
13-Dec-16	8:00	Cloudy	17501	2.7888	2.9267	23066.38	23090.38	24.00	1.20	1.21	1.21	1738	79.3
19-Dec-16	8:00	Fine	18118	2.7445	2.8568	23093.38	23117.38	24.00	1.21	1.21	1.21	1743	64.4
23-Dec-16	8:00	Cloudy	15526	2.8252	2.9649	23120.38	23144.38	24.00	1.21	1.22	1.21	1748	79.9

Report on 1-hour TSP monitoring
Action Level ($\mu\text{g}/\text{m}^3$) - 312.5
Limit Level ($\mu\text{g}/\text{m}^3$) - 500

Date	Sampling Time	Weather Condition	Filter paper no.	Filter Weight, g		Elapse Time, hr		Sampling Time, hr	Flow Rate, m^3/min			Total Volume, m^3	TSP Level, $\mu\text{g}/\text{m}^3$
				Initial	Final	Initial	Final		Initial, Q_{si}	Final, Q_{sf}	Average		
2-Dec-16	8:20	Fine	18195	2.6662	2.6720	23036.36	23037.36	1.00	1.21	1.21	1.21	73	79.7
2-Dec-16	9:30	Fine	18193	2.6837	2.6896	23037.36	23038.36	1.00	1.16	1.16	1.16	69	85.1
2-Dec-16	10:35	Fine	18191	2.6502	2.6565	23038.36	23039.36	1.00	1.16	1.16	1.16	69	90.8
8-Dec-16	8:28	Fine	17495	2.8043	2.8094	23063.38	23064.38	1.00	1.16	1.16	1.16	69	73.5
8-Dec-16	9:35	Fine	17499	2.8181	2.8270	23064.38	23065.38	1.00	1.27	1.27	1.27	76	116.9
8-Dec-16	14:00	Fine	17500	2.8036	2.8134	23065.38	23066.38	1.00	1.27	1.27	1.27	76	128.7
14-Dec-16	8:32	Cloudy	18264	2.6844	2.6904	23090.38	23091.38	1.00	1.27	1.27	1.27	76	79.0
14-Dec-16	9:35	Cloudy	18263	2.6660	2.6738	23091.38	23092.38	1.00	1.15	1.15	1.15	69	112.7
14-Dec-16	10:40	Cloudy	18260	2.6620	2.6749	23092.38	23093.38	1.00	1.21	1.21	1.21	73	177.7
20-Dec-16	8:30	Fine	17787	2.7620	2.7691	23117.38	23118.38	1.00	1.21	1.21	1.21	73	97.9
20-Dec-16	10:45	Fine	17784	2.7212	2.7290	23118.38	23119.38	1.00	1.21	1.21	1.21	73	107.5
20-Dec-16	13:00	Fine	15527	2.8082	2.8193	23119.38	23120.38	1.00	1.21	1.21	1.21	73	153.0
24-Dec-16	8:10	Cloudy	18108	2.7000	2.7076	23144.38	23145.38	1.00	1.27	1.27	1.27	76	99.5
24-Dec-16	9:22	Cloudy	16578	2.8644	2.8726	23145.38	23146.38	1.00	1.22	1.22	1.22	73	112.4
24-Dec-16	10:30	Cloudy	18630	2.6464	2.6504	23146.38	23147.38	1.00	1.16	1.16	1.16	70	57.5



Location: CMA5b - Pedestrian Plaza

Report on 24-hour TSP monitoring

Action Level ($\mu\text{g}/\text{m}^3$) - 181

Limit Level ($\mu\text{g}/\text{m}^3$) - 260

Date	Sampling Time	Weather Condition	Filter paper no.	Filter Weight, g		Elapse Time, hr		Sampling Time, hr	Flow Rate, m^3/min			Total Volume, m^3	TSP Level, $\mu\text{g}/\text{m}^3$
				Initial	Final	Initial	Final		Initial, Q_{si}	Final, Q_{sf}	Average		
1-Dec-16	8:00	Fine	18162	2.6537	2.8860	7619.77	7643.77	24.00	1.10	1.09	1.09	1576	147.4
7-Dec-16	8:00	Cloudy	18258	2.6901	3.0562	7646.77	7670.77	24.00	1.09	1.09	1.09	1575	232.5
13-Dec-16	8:00	Cloudy	18146	2.6730	2.9060	7673.77	7697.77	24.00	1.09	1.09	1.09	1567	148.7
19-Dec-16	8:00	Fine	18171	2.7519	2.9946	7700.77	7724.77	24.00	1.09	1.09	1.09	1572	154.4
23-Dec-16	8:00	Cloudy	16342	2.8157	3.0871	7727.77	7751.77	24.00	1.09	1.10	1.10	1577	172.1

Report on 1-hour TSP monitoring

Action Level ($\mu\text{g}/\text{m}^3$) - 332

Limit Level ($\mu\text{g}/\text{m}^3$) - 500

Date	Sampling Time	Weather Condition	Filter paper no.	Filter Weight, g		Elapse Time, hr		Sampling Time, hr	Flow Rate, m^3/min			Total Volume, m^3	TSP Level, $\mu\text{g}/\text{m}^3$
				Initial	Final	Initial	Final		Initial, Q_{si}	Final, Q_{sf}	Average		
2-Dec-16	8:15	Fine	18341	2.6746	2.6959	7643.77	7644.77	1.00	1.09	1.09	1.09	66	324.6
2-Dec-16	9:40	Fine	18338	2.6766	2.6934	7644.77	7645.77	1.00	1.09	1.09	1.09	66	256.0
2-Dec-16	11:00	Fine	18337	2.6653	2.6820	7645.77	7646.77	1.00	1.09	1.09	1.09	66	254.5
8-Dec-16	8:05	Fine	18392	2.6702	2.6898	7670.77	7671.77	1.00	1.09	1.09	1.09	66	298.6
8-Dec-16	9:30	Fine	18150	2.7063	2.7243	7671.77	7672.77	1.00	1.09	1.09	1.09	66	274.2
8-Dec-16	10:45	Fine	18147	2.6750	2.6946	7672.77	7673.77	1.00	1.09	1.09	1.09	66	298.6
14-Dec-16	8:05	Cloudy	18546	2.7978	2.8106	7697.77	7698.77	1.00	1.09	1.09	1.09	65	195.6
14-Dec-16	9:30	Cloudy	16513	2.9005	2.9183	7698.77	7699.77	1.00	1.09	1.09	1.09	65	272.0
14-Dec-16	10:50	Cloudy	18540	2.7877	2.8189	7699.77	7700.77	1.00	1.09	1.09	1.09	65	476.7
20-Dec-16	8:05	Fine	18383	2.6714	2.6844	7724.77	7725.77	1.00	1.09	1.09	1.09	65	198.7
20-Dec-16	10:40	Fine	17785	2.7464	2.7628	7725.77	7726.77	1.00	1.03	1.03	1.03	62	264.6
20-Dec-16	13:00	Fine	18439	2.8640	2.8760	7726.77	7727.77	1.00	1.09	1.09	1.09	65	183.5
24-Dec-16	8:05	Cloudy	18109	2.7157	2.7235	7751.77	7752.77	1.00	1.10	1.10	1.10	66	118.5
24-Dec-16	9:10	Cloudy	16579	2.8410	2.8488	7752.77	7753.77	1.00	1.10	1.10	1.10	66	118.5
24-Dec-16	10:16	Cloudy	16573	2.8609	2.8690	7753.77	7754.77	1.00	1.10	1.10	1.10	66	123.1



Location: MA1e - International Finance Centre (Eastern Wing)

Report on 24-hour TSP monitoring

Action Level ($\mu\text{g}/\text{m}^3$) - 173.4

Limit Level ($\mu\text{g}/\text{m}^3$) - 260

Date	Sampling Time	Weather Condition	Filter paper no.	Filter Weight, g		Elapse Time, hr		Sampling Time, hr	Flow Rate, m^3/min			Total Volume, m^3	TSP Level, $\mu\text{g}/\text{m}^3$
				Initial	Final	Initial	Final		Initial, Q_{si}	Final, Q_{sf}	Average		
1-Dec-16	8:00	Fine	18299	2.6767	2.8330	19865.11	19889.11	24.00	1.20	1.33	1.26	1821	85.8
7-Dec-16	8:00	Cloudy	18128	2.7261	2.9732	19892.11	19916.11	24.00	1.26	1.26	1.26	1820	135.8
13-Dec-16	8:00	Cloudy	18250	2.6618	2.8185	19919.11	19943.11	24.00	1.32	1.33	1.33	1909	82.1
19-Dec-16	8:00	Fine	18119	2.7525	2.8427	19946.11	19970.11	24.00	1.19	1.23	1.21	1743	51.8
23-Dec-16	8:00	Cloudy	18111	2.7164	2.8367	19973.11	19997.11	24.00	1.26	1.34	1.30	1872	64.3

Report on 1-hour TSP monitoring

Action Level ($\mu\text{g}/\text{m}^3$) - 325.1

Limit Level ($\mu\text{g}/\text{m}^3$) - 500

Date	Sampling Time	Weather Condition	Filter paper no.	Filter Weight, g		Elapse Time, hr		Sampling Time, hr	Flow Rate, m^3/min			Total Volume, m^3	TSP Level, $\mu\text{g}/\text{m}^3$
				Initial	Final	Initial	Final		Initial, Q_{si}	Final, Q_{sf}	Average		
2-Dec-16	8:02	Fine	18134	2.6474	2.6486	19889.11	19890.11	1.00	1.26	1.26	1.26	76	15.8
2-Dec-16	9:05	Fine	18132	2.6990	2.7002	19890.11	19891.11	1.00	1.33	1.33	1.33	80	15.0
2-Dec-16	10:09	Fine	18130	2.7138	2.7151	19891.11	19892.11	1.00	1.26	1.26	1.26	76	17.1
8-Dec-16	8:02	Fine	18256	2.6732	2.6749	19916.11	19917.11	1.00	1.26	1.26	1.26	76	22.4
8-Dec-16	9:05	Fine	18254	2.6681	2.6702	19917.11	19918.11	1.00	1.33	1.33	1.33	80	26.3
8-Dec-16	10:09	Fine	18252	2.6657	2.6668	19918.11	19919.11	1.00	1.26	1.26	1.26	76	14.5
14-Dec-16	8:02	Cloudy	18279	2.6469	2.6515	19943.11	19944.11	1.00	1.33	1.33	1.33	80	57.7
14-Dec-16	9:05	Cloudy	18275	2.6329	2.6375	19944.11	19945.11	1.00	1.33	1.33	1.33	80	57.7
14-Dec-16	10:08	Cloudy	18272	2.6351	2.6449	19945.11	19946.11	1.00	1.33	1.33	1.33	80	122.9
20-Dec-16	8:05	Fine	17507	2.7911	2.7959	19970.11	19971.11	1.00	1.33	1.33	1.33	80	60.2
20-Dec-16	9:10	Fine	18105	2.7357	2.7418	19971.11	19972.11	1.00	1.26	1.26	1.26	76	80.7
20-Dec-16	11:00	Fine	18114	2.7205	2.7267	19972.11	19973.11	1.00	1.33	1.33	1.33	80	77.8
24-Dec-16	8:03	Cloudy	18117	2.7298	2.7341	19997.11	19998.11	1.00	1.34	1.34	1.34	80	53.6
24-Dec-16	9:05	Cloudy	17788	2.7394	2.7452	19998.11	19999.11	1.00	1.34	1.34	1.34	80	72.3
24-Dec-16	10:07	Cloudy	18639	2.6460	2.6513	19999.11	20000.11	1.00	1.34	1.34	1.34	80	66.1



Location: MA1w - International Finance Centre (Western Wing)

Report on 24-hour TSP monitoring

Action Level ($\mu\text{g}/\text{m}^3$) - 173.4
Limit Level ($\mu\text{g}/\text{m}^3$) - 260

Date	Sampling Time	Weather Condition	Filter paper no.	Filter Weight, g		Elapse Time, hr		Sampling Time, hr	Flow Rate, m^3/min			Total Volume, m^3	TSP Level, $\mu\text{g}/\text{m}^3$
				Initial	Final	Initial	Final		Initial, Q_{si}	Final, Q_{sf}	Average		
1-Dec-16	8:00	Fine	18298	2.7010	2.8647	19721.18	19745.18	24.00	1.32	1.32	1.32	1899	86.2
7-Dec-16	8:00	Cloudy	18127	2.7168	2.9578	19748.18	19772.18	24.00	1.32	1.32	1.32	1898	127.0
13-Dec-16	8:00	Cloudy	18249	2.6961	2.8579	19775.18	19799.18	24.00	1.36	1.37	1.37	1966	82.3
19-Dec-16	8:00	Fine	18120	2.7476	2.8587	19802.18	19826.18	24.00	1.32	1.32	1.32	1896	58.6
23-Dec-16	8:00	Cloudy	18112	2.7197	2.8605	19829.18	19853.18	24.00	1.27	1.27	1.27	1824	77.2

Report on 1-hour TSP monitoring

Action Level ($\mu\text{g}/\text{m}^3$) - 325.1
Limit Level ($\mu\text{g}/\text{m}^3$) - 500

Date	Sampling Time	Weather Condition	Filter paper no.	Filter Weight, g		Elapse Time, hr		Sampling Time, hr	Flow Rate, m^3/min			Total Volume, m^3	TSP Level, $\mu\text{g}/\text{m}^3$
				Initial	Final	Initial	Final		Initial, Q_{si}	Final, Q_{sf}	Average		
2-Dec-16	8:05	Fine	18133	2.6533	2.6548	19745.18	19746.18	1.00	1.27	1.27	1.27	76	19.8
2-Dec-16	9:07	Fine	18131	2.7257	2.7270	19746.18	19747.18	1.00	1.27	1.27	1.27	76	17.1
2-Dec-16	10:09	Fine	18129	2.7081	2.7096	19747.18	19748.18	1.00	1.32	1.32	1.32	79	19.0
8-Dec-16	8:05	Fine	18255	2.6877	2.6895	19772.18	19773.18	1.00	1.27	1.27	1.27	76	23.7
8-Dec-16	9:07	Fine	18253	2.7004	2.7017	19773.18	19774.18	1.00	1.32	1.32	1.32	79	16.4
8-Dec-16	10:09	Fine	18251	2.6670	2.6692	19774.18	19775.18	1.00	1.27	1.27	1.27	76	29.0
14-Dec-16	8:05	Cloudy	18277	2.6541	2.6575	19799.18	19800.18	1.00	1.26	1.26	1.26	76	44.9
14-Dec-16	9:07	Cloudy	18274	2.6359	2.6410	19800.18	19801.18	1.00	1.37	1.37	1.37	82	62.1
14-Dec-16	10:09	Cloudy	18270	2.6521	2.6609	19801.18	19802.18	1.00	1.26	1.26	1.26	76	116.1
20-Dec-16	8:03	Fine	17506	2.8024	2.8065	19826.18	19827.18	1.00	1.26	1.26	1.26	76	54.1
20-Dec-16	9:06	Fine	18106	2.7397	2.7454	19827.18	19828.18	1.00	1.26	1.26	1.26	76	75.2
20-Dec-16	11:00	Fine	18115	2.7512	2.7588	19828.18	19829.18	1.00	1.26	1.26	1.26	76	100.3
24-Dec-16	8:05	Cloudy	17790	2.7140	2.7203	19853.18	19854.18	1.00	1.27	1.27	1.27	76	82.8
24-Dec-16	9:07	Cloudy	18268	2.6829	2.6885	19854.18	19855.18	1.00	1.27	1.27	1.27	76	73.6
24-Dec-16	10:09	Cloudy	18638	2.6120	2.6175	19855.18	19856.18	1.00	1.27	1.27	1.27	76	72.3



Location: CMA1b - Oil Street Site Office

Report on 24-hour TSP monitoring

Action Level ($\mu\text{g}/\text{m}^3$) - 176.7

Limit Level ($\mu\text{g}/\text{m}^3$) - 260

Date	Sampling Time	Weather Condition	Filter paper no.	Filter Weight, g		Elapse Time, hr		Sampling Time, hr	Flow Rate, m^3/min			Total Volume, m^3	TSP Level, $\mu\text{g}/\text{m}^3$
				Initial	Final	Initial	Final		Initial, Q_{si}	Final, Q_{sf}	Average		
28-Dec-16	8:00	Cloudy	18653	2.6413	2.8735	9268.74	9292.74	24.00	1.31	1.30	1.31	1880	123.5
4-Jan-17	15:06	Fine	19646	2.6372	2.7693	9304.84	9328.84	24.00	1.29	1.29	1.29	1861	71.0
9-Jan-17	8:00	Fine	18491	2.8277	3.1617	9328.84	9352.84	24.00	1.32	1.32	1.32	1902	175.6
14-Jan-17	8:00	Cloudy	18842	2.8430	3.0070	9357.15	9381.15	24.00	1.30	1.30	1.30	1874	87.5
20-Jan-17	8:00	Fine	18816	2.6663	2.9129	9384.15	9408.15	24.00	1.30	1.30	1.30	1874	131.6
27-Jan-17	16:00	Fine	18966	2.8463	3.0006	9437.90	9461.90	24.00	1.30	1.30	1.30	1872	82.4

Remarks: Due to interruption of electricity, the 24hr TSP was rescheduled from 3 and 26 Jan 2017 to 4 and 27 Jan 2017 respectively.

Report on 1-hour TSP monitoring

Action Level ($\mu\text{g}/\text{m}^3$) - 320.1

Limit Level ($\mu\text{g}/\text{m}^3$) - 500

Date	Sampling Time	Weather Condition	Filter paper no.	Filter Weight, g		Elapse Time, hr		Sampling Time, hr	Flow Rate, m^3/min			Total Volume, m^3	TSP Level, $\mu\text{g}/\text{m}^3$
				Initial	Final	Initial	Final		Initial, Q_{si}	Final, Q_{sf}	Average		
29-Dec-16	8:40	Cloudy	18470	2.8567	2.8660	9292.74	9293.74	1.00	1.30	1.30	1.30	78	118.8
29-Dec-16	10:15	Cloudy	18662	2.6610	2.6745	9293.74	9294.74	1.00	1.30	1.30	1.30	78	172.5
29-Dec-16	13:00	Cloudy	18461	2.8151	2.8277	9294.74	9295.74	1.00	1.30	1.30	1.30	78	161.0
4-Jan-17	9:00	Fine	18684	2.6632	2.6804	9301.84	9302.84	1.00	1.29	1.29	1.29	78	221.6
4-Jan-17	10:50	Fine	18651	2.6401	2.6539	9302.84	9303.84	1.00	1.29	1.29	1.29	78	177.8
4-Jan-17	13:24	Fine	18647	2.6581	2.6694	9303.84	9304.84	1.00	1.29	1.29	1.29	78	145.6
10-Jan-17	8:30	Fine	18864	2.8231	2.8414	9352.84	9353.84	1.00	1.30	1.30	1.30	78	235.5
10-Jan-17	9:58	Fine	18855	2.8602	2.8794	9353.84	9354.84	1.00	1.30	1.30	1.30	78	247.1
10-Jan-17	11:00	Fine	18847	2.8422	2.8598	9354.84	9355.84	1.00	1.30	1.30	1.30	78	226.5
16-Jan-17	8:30	Cloudy	18837	2.8639	2.8808	9381.15	9382.15	1.00	1.30	1.30	1.30	78	216.3
16-Jan-17	10:30	Cloudy	18809	2.6593	2.6686	9382.15	9383.15	1.00	1.30	1.30	1.30	78	119.1
16-Jan-17	13:00	Cloudy	18802	2.6456	2.6575	9383.15	9384.15	1.00	1.30	1.30	1.30	78	152.3
21-Jan-17	8:30	Fine	18490	2.8207	2.8382	9408.15	9409.15	1.00	1.30	1.30	1.30	78	223.9
21-Jan-17	9:32	Fine	18453	2.8303	2.8467	9409.15	9410.15	1.00	1.30	1.30	1.30	78	209.8
21-Jan-17	11:00	Fine	18446	2.8372	2.8527	9410.15	9411.15	1.00	1.30	1.30	1.30	78	198.3
27-Jan-17	8:50	Fine	18474	2.8524	2.8601	9434.29	9435.29	1.00	1.30	1.30	1.30	78	98.7
27-Jan-17	10:15	Fine	18973	2.8789	2.8872	9435.29	9436.29	1.00	1.30	1.30	1.30	78	106.4
27-Jan-17	13:00	Fine	18970	2.8155	2.8222	9436.29	9437.29	1.00	1.30	1.30	1.30	78	85.9



Location: CMA2a - Causeway Bay Community Centre

Report on 24-hour TSP monitoring

Action Level ($\mu\text{g}/\text{m}^3$) - 169.5

Limit Level ($\mu\text{g}/\text{m}^3$) - 260

Date	Sampling Time	Weather Condition	Filter paper no.	Filter Weight, g		Elapse Time, hr		Sampling Time, hr	Flow Rate, m^3/min			Total Volume, m^3	TSP Level, $\mu\text{g}/\text{m}^3$
				Initial	Final	Initial	Final		Initial, Q_{si}	Final, Q_{sf}	Average		
28-Dec-16	8:00	Cloudy	18654	2.6451	2.6912	18909.04	18933.04	24.00	1.09	1.09	1.09	1568	29.4
3-Jan-17	8:00	Fine	18458	2.8276	2.9427	18936.04	18960.04	24.00	1.12	1.12	1.12	1619	71.1
9-Jan-17	8:00	Fine	18644	2.6247	2.7344	18963.04	18987.04	24.00	1.08	1.08	1.08	1555	70.6
14-Jan-17	8:00	Cloudy	18841	2.8402	2.9298	18990.04	19014.04	24.00	1.13	1.13	1.13	1626	55.1
20-Jan-17	8:00	Fine	18817	2.6846	2.8037	19017.04	19041.04	24.00	1.13	1.13	1.13	1626	73.3
26-Jan-17	8:00	Fine	18484	2.8376	2.9609	19044.04	19068.04	24.00	1.09	1.08	1.09	1563	78.9

Report on 1-hour TSP monitoring

Action Level ($\mu\text{g}/\text{m}^3$) - 323.4

Limit Level ($\mu\text{g}/\text{m}^3$) - 500

Date	Sampling Time	Weather Condition	Filter paper no.	Filter Weight, g		Elapse Time, hr		Sampling Time, hr	Flow Rate, m^3/min			Total Volume, m^3	TSP Level, $\mu\text{g}/\text{m}^3$
				Initial	Final	Initial	Final		Initial, Q_{si}	Final, Q_{sf}	Average		
29-Dec-16	8:15	Cloudy	18471	2.8563	2.8631	18933.04	18934.04	1.00	1.09	1.09	1.09	65	104.2
29-Dec-16	9:30	Cloudy	18663	2.6599	2.6664	18934.04	18935.04	1.00	1.13	1.13	1.13	68	95.8
29-Dec-16	11:00	Cloudy	18459	2.8298	2.8358	18935.04	18936.04	1.00	1.09	1.09	1.09	65	91.9
4-Jan-17	8:30	Fine	18685	2.6455	2.6502	18960.04	18961.04	1.00	1.08	1.08	1.08	65	72.5
4-Jan-17	11:00	Fine	18650	2.6498	2.6560	18961.04	18962.04	1.00	1.08	1.08	1.08	65	95.6
4-Jan-17	13:00	Fine	18649	2.6756	2.6810	18962.04	18963.04	1.00	1.08	1.08	1.08	65	83.3
10-Jan-17	8:30	Fine	18863	2.8248	2.8334	18987.04	18988.04	1.00	1.12	1.12	1.12	67	127.4
10-Jan-17	9:45	Fine	18856	2.8472	2.8539	18988.04	18989.04	1.00	1.08	1.08	1.08	65	103.3
10-Jan-17	11:00	Fine	18848	2.8351	2.8437	18989.04	18990.04	1.00	1.08	1.08	1.08	65	132.5
16-Jan-17	8:30	Cloudy	18838	2.8531	2.8594	19014.04	19015.04	1.00	1.13	1.13	1.13	68	92.9
16-Jan-17	10:30	Cloudy	18810	2.6612	2.6650	19015.04	19016.04	1.00	1.09	1.09	1.09	65	58.3
16-Jan-17	13:00	Cloudy	18803	2.6573	2.6634	19016.04	19017.04	1.00	1.13	1.13	1.13	68	90.0
21-Jan-17	8:30	Fine	18782	2.6501	2.6582	19041.04	19042.04	1.00	1.13	1.13	1.13	68	119.4
21-Jan-17	9:32	Fine	18454	2.8093	2.8160	19042.04	19043.04	1.00	1.11	1.11	1.11	67	100.7
21-Jan-17	11:00	Fine	18447	2.8444	2.8527	19043.04	19044.04	1.00	1.09	1.09	1.09	65	127.3
27-Jan-17	8:52	Fine	18976	2.8956	2.8997	19068.04	19069.04	1.00	1.08	1.08	1.08	65	63.0
27-Jan-17	10:30	Fine	18988	2.9077	2.9111	19069.04	19070.04	1.00	1.08	1.08	1.08	65	52.2
27-Jan-17	13:00	Fine	18984	2.8974	2.9018	19070.04	19071.04	1.00	1.08	1.08	1.08	65	67.6



Location: CMA3a - CWB PRE Site Office Area

Report on 24-hour TSP monitoring
Action Level ($\mu\text{g}/\text{m}^3$) - 171
Limit Level ($\mu\text{g}/\text{m}^3$) - 260

Date	Sampling Time	Weather Condition	Filter paper no.	Filter Weight, g		Elapse Time, hr		Sampling Time, hr	Flow Rate, m^3/min			Total Volume, m^3	TSP Level, $\mu\text{g}/\text{m}^3$
				Initial	Final	Initial	Final		Initial, Q_{si}	Final, Q_{sf}	Average		
28-Dec-16	8:00	Cloudy	18655	2.6758	2.7861	6363.77	6387.77	24.00	1.10	1.09	1.10	1579	69.9
3-Jan-17	8:00	Fine	18682	2.6413	2.6912	6390.82	6414.82	24.00	1.04	1.04	1.04	1502	33.2
9-Jan-17	8:00	Fine	18728	2.6711	2.8049	6417.82	6441.82	24.00	1.11	1.12	1.11	1605	83.4
14-Jan-17	8:00	Cloudy	18843	2.8385	2.9094	6444.83	6468.83	24.00	1.05	1.05	1.05	1515	46.8
20-Jan-17	8:00	Fine	18818	2.6836	2.8040	6472.95	6496.95	24.00	1.12	1.13	1.12	1620	74.3
26-Jan-17	8:00	Fine	18486	2.8374	2.9612	6499.95	6523.95	24.00	1.13	1.12	1.12	1620	76.4

Report on 1-hour TSP monitoring
Action Level ($\mu\text{g}/\text{m}^3$) - 311.3
Limit Level ($\mu\text{g}/\text{m}^3$) - 500

Date	Sampling Time	Weather Condition	Filter paper no.	Filter Weight, g		Elapse Time, hr		Sampling Time, hr	Flow Rate, m^3/min			Total Volume, m^3	TSP Level, $\mu\text{g}/\text{m}^3$
				Initial	Final	Initial	Final		Initial, Q_{si}	Final, Q_{sf}	Average		
29-Dec-16	8:25	Cloudy	18442	2.8365	2.8412	6387.77	6388.77	1.00	1.09	1.09	1.09	66	71.6
29-Dec-16	9:50	Cloudy	18665	2.6071	2.6109	6388.77	6389.77	1.00	1.09	1.09	1.09	66	57.9
29-Dec-16	10:55	Cloudy	18462	2.8245	2.8293	6389.77	6390.77	1.00	0.97	0.97	0.97	58	82.7
4-Jan-17	8:30	Fine	18687	2.6350	2.6367	6414.82	6415.82	1.00	1.04	1.04	1.04	63	27.2
4-Jan-17	9:53	Fine	18707	2.6382	2.6399	6415.82	6416.82	1.00	1.04	1.04	1.04	63	27.2
4-Jan-17	13:00	Fine	18723	2.6580	2.6642	6416.82	6417.82	1.00	1.04	1.04	1.04	63	99.1
10-Jan-17	8:15	Fine	18867	2.8351	2.8421	6441.82	6442.82	1.00	1.19	1.19	1.19	71	98.0
10-Jan-17	9:50	Fine	18858	2.8514	2.8577	6442.82	6443.82	1.00	1.04	1.04	1.04	63	100.5
10-Jan-17	11:00	Fine	18850	2.8583	2.8664	6443.82	6444.82	1.00	1.04	1.04	1.04	63	129.3
16-Jan-17	8:30	Cloudy	18813	2.6293	2.6370	6468.83	6469.83	1.00	1.05	1.05	1.05	63	122.0
16-Jan-17	10:30	Cloudy	18812	2.6238	2.6281	6469.83	6470.83	1.00	1.05	1.05	1.05	63	68.1
16-Jan-17	13:00	Cloudy	18804	2.6496	2.6531	6470.83	6471.83	1.00	1.05	1.05	1.05	63	55.4
21-Jan-17	8:15	Fine	18688	2.6482	2.6542	6496.95	6497.95	1.00	1.13	1.13	1.13	68	88.7
21-Jan-17	9:25	Fine	18455	2.8150	2.8195	6497.95	6498.95	1.00	1.13	1.13	1.13	68	66.5
21-Jan-17	10:26	Fine	18449	2.8221	2.8300	6498.95	6499.95	1.00	1.13	1.13	1.13	68	116.8
27-Jan-17	8:35	Fine	18476	2.8738	2.8779	6523.95	6524.95	1.00	1.05	1.05	1.05	63	65.1
27-Jan-17	9:56	Fine	18974	2.8903	2.8935	6524.95	6525.95	1.00	1.05	1.05	1.05	63	50.8
27-Jan-17	11:00	Fine	18971	2.9104	2.9135	6525.95	6526.95	1.00	1.05	1.05	1.05	63	49.2



Location: CMA4a - SPCA

Report on 24-hour TSP monitoring

Action Level ($\mu\text{g}/\text{m}^3$) - 171.2
Limit Level ($\mu\text{g}/\text{m}^3$) - 260

Date	Sampling Time	Weather Condition	Filter paper no.	Filter Weight, g		Elapse Time, hr		Sampling Time, hr	Flow Rate, m^3/min			Total Volume, m^3	TSP Level, $\mu\text{g}/\text{m}^3$
				Initial	Final	Initial	Final		Initial, Q_{si}	Final, Q_{sf}	Average		
28-Dec-16	8:00	Cloudy	18656	2.6432	2.7427	23147.38	23171.38	24.00	1.23	1.17	1.20	1721	57.8
3-Jan-17	8:00	Fine	18683	2.6636	2.7170	23174.43	23198.43	24.00	1.16	1.16	1.16	1676	31.9
10-Jan-17	13:00	Fine	18727	2.6737	2.8330	23204.43	23228.43	24.00	1.21	1.23	1.22	1755	90.8
14-Jan-17	8:00	Cloudy	18834	2.8619	2.9466	23228.43	23252.43	24.00	1.22	1.22	1.22	1751	48.4
21-Jan-17	13:00	Fine	18819	2.6682	2.8310	23258.43	23282.43	24.00	1.17	1.17	1.17	1686	96.5
26-Jan-17	8:00	Fine	18482	2.8308	2.9553	23282.43	23306.43	24.00	1.22	1.21	1.22	1751	71.1

Remarks: Due to interruption of electricity, the 24hr TSP was rescheduled from 9 and 20 Jan 2017 to 10 and 21 Jan 2017 respectively.

Report on 1-hour TSP monitoring

Action Level ($\mu\text{g}/\text{m}^3$) - 312.5
Limit Level ($\mu\text{g}/\text{m}^3$) - 500

Date	Sampling Time	Weather Condition	Filter paper no.	Filter Weight, g		Elapse Time, hr		Sampling Time, hr	Flow Rate, m^3/min			Total Volume, m^3	TSP Level, $\mu\text{g}/\text{m}^3$
				Initial	Final	Initial	Final		Initial, Q_{si}	Final, Q_{sf}	Average		
29-Dec-16	8:10	Cloudy	18473	2.8512	2.8554	23171.38	23172.38	1.00	1.28	1.28	1.28	77	54.7
29-Dec-16	9:40	Cloudy	18678	2.6802	2.6854	23172.38	23173.38	1.00	1.25	1.25	1.25	75	69.3
29-Dec-16	11:00	Cloudy	18463	2.8249	2.8306	23173.38	23174.38	1.00	1.22	1.22	1.22	73	77.7
4-Jan-17	8:15	Fine	18689	2.6785	2.6840	23198.43	23199.43	1.00	1.16	1.16	1.16	70	78.8
4-Jan-17	9:35	Fine	18708	2.6463	2.6516	23199.43	23200.43	1.00	1.16	1.16	1.16	70	75.9
4-Jan-17	13:00	Fine	18724	2.6555	2.6625	23200.43	23201.43	1.00	1.16	1.16	1.16	70	100.3
10-Jan-17	8:15	Fine	18866	2.8273	2.8358	23201.43	23202.43	1.00	1.21	1.21	1.21	73	117.0
10-Jan-17	9:30	Fine	18859	2.8298	2.8375	23202.43	23203.43	1.00	1.21	1.21	1.21	73	106.0
10-Jan-17	11:00	Fine	18851	2.8527	2.8591	23203.43	23204.43	1.00	1.21	1.21	1.21	73	88.1
16-Jan-17	8:30	Cloudy	18814	2.6165	2.6199	23252.43	23253.43	1.00	1.22	1.22	1.22	73	46.6
16-Jan-17	10:30	Cloudy	18811	2.6292	2.6347	23253.43	23254.43	1.00	1.22	1.22	1.22	73	75.4
16-Jan-17	13:00	Cloudy	18805	2.6734	2.6780	23254.43	23255.43	1.00	1.22	1.22	1.22	73	63.0
21-Jan-17	8:15	Fine	18795	2.6463	2.6526	23255.43	23256.43	1.00	1.22	1.22	1.22	73	86.3
21-Jan-17	9:20	Fine	18456	2.8319	2.8355	23256.43	23257.43	1.00	1.17	1.17	1.17	70	51.3
21-Jan-17	10:30	Fine	18448	2.8206	2.8261	23257.43	23258.43	1.00	1.17	1.17	1.17	70	78.3
27-Jan-17	8:37	Fine	18477	2.8681	2.8728	23306.43	23307.43	1.00	1.21	1.21	1.21	73	64.5
27-Jan-17	10:01	Fine	18989	2.8956	2.8987	23307.43	23308.43	1.00	1.19	1.19	1.19	71	43.4
27-Jan-17	13:00	Fine	18985	2.8998	2.9049	23308.43	23309.43	1.00	1.17	1.17	1.17	70	72.8



Location: CMA5b - Pedestrian Plaza

Report on 24-hour TSP monitoring

Action Level ($\mu\text{g}/\text{m}^3$) - 181
Limit Level ($\mu\text{g}/\text{m}^3$) - 260

Date	Sampling Time	Weather Condition	Filter paper no.	Filter Weight, g		Elapse Time, hr		Sampling Time, hr	Flow Rate, m^3/min			Total Volume, m^3	TSP Level, $\mu\text{g}/\text{m}^3$
				Initial	Final	Initial	Final		Initial, Q_{si}	Final, Q_{sf}	Average		
28-Dec-16	8:00	Cloudy	18695	2.6357	2.7271	7754.77	7778.77	24.00	0.99	0.99	0.99	1425	64.1
3-Jan-17	8:00	Fine	18538	2.7975	2.9382	7781.77	7805.77	24.00	0.79	0.79	0.79	1136	123.9
9-Jan-17	8:00	Fine	18722	2.6728	2.9362	7808.77	7832.77	24.00	0.85	0.91	0.88	1264	208.4
14-Jan-17	8:00	Cloudy	18846	2.8518	3.0150	7835.77	7859.77	24.00	0.86	0.86	0.86	1234	132.3
20-Jan-17	8:00	Fine	18801	2.6650	2.9490	7862.77	7886.77	24.00	0.91	0.92	0.92	1320	215.1
26-Jan-17	8:00	Fine	18489	2.8413	3.0590	7889.77	7913.77	24.00	0.95	0.95	0.95	1364	159.6

Report on 1-hour TSP monitoring

Action Level ($\mu\text{g}/\text{m}^3$) - 332
Limit Level ($\mu\text{g}/\text{m}^3$) - 500

Date	Sampling Time	Weather Condition	Filter paper no.	Filter Weight, g		Elapse Time, hr		Sampling Time, hr	Flow Rate, m^3/min			Total Volume, m^3	TSP Level, $\mu\text{g}/\text{m}^3$
				Initial	Final	Initial	Final		Initial, Q_{si}	Final, Q_{sf}	Average		
29-Dec-16	8:05	Cloudy	18616	2.8360	2.8437	7778.77	7779.77	1.00	1.10	1.10	1.10	66	116.3
29-Dec-16	9:15	Cloudy	18469	2.8398	2.8497	7779.77	7780.77	1.00	1.10	1.10	1.10	66	149.5
29-Dec-16	11:00	Cloudy	18466	2.8374	2.8525	7780.77	7781.77	1.00	1.10	1.10	1.10	66	228.0
4-Jan-17	8:04	Fine	18609	2.8047	2.8147	7805.77	7806.77	1.00	0.91	0.91	0.91	55	183.4
4-Jan-17	9:15	Fine	18714	2.6963	2.7131	7806.77	7807.77	1.00	0.91	0.91	0.91	55	308.0
4-Jan-17	11:00	Fine	18717	2.6760	2.6899	7807.77	7808.77	1.00	0.91	0.91	0.91	55	254.9
10-Jan-17	8:02	Fine	18769	2.6804	2.6901	7832.77	7833.77	1.00	0.79	0.79	0.79	47	204.7
10-Jan-17	9:30	Fine	18860	2.8351	2.8508	7833.77	7834.77	1.00	0.85	0.85	0.85	51	307.8
10-Jan-17	10:45	Fine	18854	2.8277	2.8378	7834.77	7835.77	1.00	0.88	0.88	0.88	53	191.2
16-Jan-17	8:02	Cloudy	18902	2.8224	2.8296	7859.77	7860.77	1.00	0.92	0.86	0.89	53	135.2
16-Jan-17	9:30	Cloudy	18836	2.8410	2.8492	7860.77	7861.77	1.00	0.92	0.86	0.89	53	154.0
16-Jan-17	13:00	Cloudy	18808	2.6508	2.6653	7861.77	7862.77	1.00	0.92	0.92	0.92	55	263.4
21-Jan-17	8:04	Fine	18910	2.8194	2.8358	7886.77	7887.77	1.00	0.92	0.92	0.92	55	297.5
21-Jan-17	9:20	Fine	18781	2.6622	2.6767	7887.77	7888.77	1.00	0.92	0.92	0.92	55	263.0
21-Jan-17	10:50	Fine	18451	2.8395	2.8547	7888.77	7889.77	1.00	0.80	0.80	0.80	48	317.7
27-Jan-17	8:04	Fine	18977	2.8929	2.8968	7913.77	7914.77	1.00	0.79	0.79	0.79	48	81.8
27-Jan-17	9:43	Fine	18975	2.8969	2.9095	7914.77	7915.77	1.00	0.92	0.92	0.92	55	229.4
27-Jan-17	10:50	Fine	18987	2.9171	2.9210	7915.77	7916.77	1.00	0.79	0.79	0.79	48	81.8



Location: MA1e - International Finance Centre (Eastern Wing)

Report on 24-hour TSP monitoring

Action Level ($\mu\text{g}/\text{m}^3$) - 173.4

Limit Level ($\mu\text{g}/\text{m}^3$) - 260

Date	Sampling Time	Weather Condition	Filter paper no.	Filter Weight, g		Elapse Time, hr		Sampling Time, hr	Flow Rate, m^3/min			Total Volume, m^3	TSP Level, $\mu\text{g}/\text{m}^3$
				Initial	Final	Initial	Final		Initial, Q_{si}	Final, Q_{sf}	Average		
28-Dec-16	8:00	Cloudy	18636	2.6439	2.7571	20000.11	20024.11	24.00	1.35	1.34	1.35	1939	58.4
3-Jan-17	8:00	Fine	18667	2.6742	2.7761	20027.61	20051.61	24.00	1.25	1.25	1.25	1799	56.7
11-Jan-17	8:00	Fine	18668	2.6550	2.8382	20109.39	20133.39	24.00	1.25	1.25	1.25	1799	101.8
14-Jan-17	8:00	Cloudy	18833	2.8446	2.9252	20133.39	20157.39	24.00	1.26	1.26	1.26	1810	44.5
21-Jan-17	11:08	Fine	18785	2.6156	2.7792	20203.39	20227.39	24.00	1.26	1.26	1.26	1814	90.2
26-Jan-17	8:00	Fine	19002	2.8361	2.9623	20227.39	20251.39	24.00	1.26	1.26	1.26	1810	69.7

Remarks: Due to interruption of electricity, the 24hr TSP was rescheduled from 9 and 20 Jan 2017 to 11 and 21 Jan 2017 respectively.

Report on 1-hour TSP monitoring

Action Level ($\mu\text{g}/\text{m}^3$) - 325.1

Limit Level ($\mu\text{g}/\text{m}^3$) - 500

Date	Sampling Time	Weather Condition	Filter paper no.	Filter Weight, g		Elapse Time, hr		Sampling Time, hr	Flow Rate, m^3/min			Total Volume, m^3	TSP Level, $\mu\text{g}/\text{m}^3$
				Initial	Final	Initial	Final		Initial, Q_{si}	Final, Q_{sf}	Average		
29-Dec-16	8:02	Cloudy	18577	2.6811	2.6962	20024.11	20025.11	1.00	1.34	1.34	1.34	81	187.2
29-Dec-16	9:04	Cloudy	18674	2.6642	2.6698	20025.11	20026.11	1.00	1.34	1.34	1.34	81	69.4
29-Dec-16	10:06	Cloudy	18671	2.7080	2.7113	20026.11	20027.11	1.00	1.34	1.34	1.34	81	40.9
4-Jan-17	8:05	Fine	18703	2.6820	2.6857	20051.61	20052.61	1.00	1.19	1.19	1.19	71	51.9
4-Jan-17	9:30	Fine	18710	2.6806	2.6831	20052.61	20053.61	1.00	1.13	1.13	1.13	68	37.0
4-Jan-17	11:00	Fine	18719	2.7006	2.7041	20053.61	20054.61	1.00	1.22	1.22	1.22	73	47.9
10-Jan-17	8:02	Fine	18633	2.6489	2.6522	20094.16	20095.16	1.00	1.25	1.25	1.25	75	44.0
10-Jan-17	9:05	Fine	18877	2.8242	2.8280	20095.16	20096.16	1.00	1.25	1.25	1.25	75	50.7
10-Jan-17	10:08	Fine	18874	2.8450	2.8489	20096.16	20097.16	1.00	1.19	1.19	1.19	71	54.7
16-Jan-17	8:02	Cloudy	18832	2.8620	2.8658	20157.39	20158.39	1.00	1.26	1.26	1.26	75	50.4
16-Jan-17	9:05	Cloudy	18829	2.8630	2.8662	20158.39	20159.39	1.00	1.26	1.26	1.26	75	42.4
16-Jan-17	10:09	Cloudy	18826	2.8374	2.8404	20159.39	20160.39	1.00	1.26	1.26	1.26	75	39.8
21-Jan-17	8:00	Fine	18794	2.6612	2.6717	20200.39	20201.39	1.00	1.26	1.26	1.26	76	139.0
21-Jan-17	9:02	Fine	18791	2.6491	2.6535	20201.39	20202.39	1.00	1.26	1.26	1.26	76	58.3
21-Jan-17	10:04	Fine	18788	2.6475	2.6514	20202.39	20203.39	1.00	1.26	1.26	1.26	76	51.6
27-Jan-17	8:02	Fine	19001	2.8518	2.8555	20251.40	20252.40	1.00	1.13	1.13	1.13	68	54.5
27-Jan-17	9:04	Fine	18998	2.8561	2.8596	20252.40	20253.40	1.00	1.26	1.26	1.26	75	46.5
27-Jan-17	10:06	Fine	18995	2.8594	2.8618	20253.40	20254.40	1.00	1.26	1.26	1.26	75	31.9



Location: MA1w - International Finance Centre (Western Wing)

Report on 24-hour TSP monitoring

Action Level ($\mu\text{g}/\text{m}^3$) - 173.4
Limit Level ($\mu\text{g}/\text{m}^3$) - 260

Date	Sampling Time	Weather Condition	Filter paper no.	Filter Weight, g		Elapse Time, hr		Sampling Time, hr	Flow Rate, m^3/min			Total Volume, m^3	TSP Level, $\mu\text{g}/\text{m}^3$
				Initial	Final	Initial	Final		Initial, Q_{si}	Final, Q_{sf}	Average		
28-Dec-16	8:00	Cloudy	18635	2.6574	2.7453	19856.18	19880.18	24.00	1.28	1.27	1.28	1836	47.9
3-Jan-17	8:00	Fine	18666	2.6391	2.7310	19883.24	19907.24	24.00	1.23	1.23	1.23	1776	51.8
9-Jan-17	8:00	Fine	18725	2.6506	2.7715	19910.24	19934.24	24.00	1.23	1.28	1.26	1808	66.9
14-Jan-17	8:00	Cloudy	18870	2.8418	2.9245	19937.24	19961.24	24.00	1.33	1.33	1.33	1919	43.1
20-Jan-17	8:00	Fine	18822	2.8625	2.9664	19964.24	19988.24	24.00	1.33	1.33	1.33	1918	54.2
26-Jan-17	8:00	Fine	18784	2.5933	2.7158	19991.24	20015.24	24.00	1.24	1.24	1.24	1783	68.7

Report on 1-hour TSP monitoring

Action Level ($\mu\text{g}/\text{m}^3$) - 325.1
Limit Level ($\mu\text{g}/\text{m}^3$) - 500

Date	Sampling Time	Weather Condition	Filter paper no.	Filter Weight, g		Elapse Time, hr		Sampling Time, hr	Flow Rate, m^3/min			Total Volume, m^3	TSP Level, $\mu\text{g}/\text{m}^3$
				Initial	Final	Initial	Final		Initial, Q_{si}	Final, Q_{sf}	Average		
29-Dec-16	8:05	Cloudy	18676	2.6895	2.6935	19880.18	19881.18	1.00	1.27	1.27	1.27	76	52.3
29-Dec-16	9:07	Cloudy	18673	2.6896	2.6942	19881.18	19882.18	1.00	1.27	1.27	1.27	76	60.2
29-Dec-16	10:09	Cloudy	18670	2.6559	2.6604	19882.18	19883.18	1.00	1.27	1.27	1.27	76	58.9
4-Jan-17	8:10	Fine	18704	2.6392	2.6438	19907.24	19908.24	1.00	1.23	1.23	1.23	74	62.2
4-Jan-17	9:12	Fine	18711	2.6859	2.6905	19908.24	19909.24	1.00	1.33	1.33	1.33	80	57.8
4-Jan-17	11:00	Fine	18718	2.6640	2.6688	19909.24	19910.24	1.00	1.23	1.23	1.23	74	64.9
10-Jan-17	8:05	Fine	18879	2.8547	2.8592	19934.24	19935.24	1.00	1.28	1.28	1.28	77	58.6
10-Jan-17	9:07	Fine	18876	2.8356	2.8402	19935.24	19936.24	1.00	1.28	1.28	1.28	77	59.9
10-Jan-17	10:09	Fine	18873	2.8533	2.8572	19936.24	19937.24	1.00	1.26	1.26	1.26	75	51.7
16-Jan-17	8:05	Cloudy	18831	2.8247	2.8292	19961.24	19962.24	1.00	1.24	1.24	1.24	74	60.5
16-Jan-17	9:07	Cloudy	18828	2.8376	2.8404	19962.24	19963.24	1.00	1.24	1.24	1.24	74	37.7
16-Jan-17	10:09	Cloudy	18825	2.8609	2.8643	19963.24	19964.24	1.00	1.26	1.26	1.26	76	44.9
21-Jan-17	8:05	Fine	18793	2.6840	2.6928	19988.24	19989.24	1.00	1.29	1.29	1.29	77	114.0
21-Jan-17	9:07	Fine	18790	2.6406	2.6456	19989.24	19990.24	1.00	1.33	1.33	1.33	80	62.5
21-Jan-17	10:09	Fine	18787	2.6225	2.6266	19990.24	19991.24	1.00	1.24	1.24	1.24	74	55.1
27-Jan-17	8:05	Fine	19000	2.8238	2.8283	20015.24	20016.24	1.00	1.28	1.28	1.28	77	58.4
27-Jan-17	9:07	Fine	18997	2.8727	2.8765	20016.24	20017.24	1.00	1.24	1.24	1.24	74	51.2
27-Jan-17	10:09	Fine	18994	2.8715	2.8746	20017.24	20018.24	1.00	1.24	1.24	1.24	74	41.8



Location: CMA1b - Oil Street Site Office

Report on 24-hour TSP monitoring

Action Level ($\mu\text{g}/\text{m}^3$) - 176.7

Limit Level ($\mu\text{g}/\text{m}^3$) - 260

Date	Sampling Time	Weather Condition	Filter paper no.	Filter Weight, g		Elapse Time, hr		Sampling Time, hr	Flow Rate, m^3/min			Total Volume, m^3	TSP Level, $\mu\text{g}/\text{m}^3$
				Initial	Final	Initial	Final		Initial, Q_{si}	Final, Q_{sf}	Average		
2-Feb-17	14:07	Cloudy	18641	2.6292	2.7954	9464.91	9488.91	24.00	1.30	1.30	1.30	1873	88.7
7-Feb-17	8:00	Fine	19036	2.8602	3.1026	9488.91	9512.91	24.00	1.30	1.30	1.30	1868	129.8
14-Feb-17	13:00	Fine	19215	2.8642	3.1373	9519.30	9543.30	24.00	1.30	1.30	1.30	1878	145.4
18-Feb-17	8:00	Fine	19134	2.8541	3.1317	9543.30	9567.30	24.00	1.36	1.36	1.36	1963	141.4
24-Feb-17	8:00	Cloudy	19350	2.8414	2.9730	9570.35	9594.35	24.00	1.38	1.38	1.38	1983	66.4

Remarks: Due to interruption of electricity, the 24hr TSP was rescheduled from 1 and 13 Feb 2017 to 2 and 14 Feb 2017 respectively.

Report on 1-hour TSP monitoring

Action Level ($\mu\text{g}/\text{m}^3$) - 320.1

Limit Level ($\mu\text{g}/\text{m}^3$) - 500

Date	Sampling Time	Weather Condition	Filter paper no.	Filter Weight, g		Elapse Time, hr		Sampling Time, hr	Flow Rate, m^3/min			Total Volume, m^3	TSP Level, $\mu\text{g}/\text{m}^3$
				Initial	Final	Initial	Final		Initial, Q_{si}	Final, Q_{sf}	Average		
2-Feb-17	8:03	Cloudy	18643	2.6333	2.6474	9461.91	9462.91	1.00	1.30	1.30	1.30	78	180.5
2-Feb-17	11:00	Cloudy	19060	2.8636	2.8713	9462.91	9463.91	1.00	1.30	1.30	1.30	78	98.6
2-Feb-17	13:00	Cloudy	18960	2.8407	2.8476	9463.91	9464.91	1.00	1.30	1.30	1.30	78	88.3
8-Feb-17	8:15	Cloudy	19031	2.8425	2.8599	9512.92	9513.92	1.00	1.30	1.30	1.30	78	223.7
8-Feb-17	9:55	Cloudy	19167	2.8198	2.8318	9513.92	9514.92	1.00	1.30	1.30	1.30	78	154.3
8-Feb-17	10:57	Cloudy	19147	2.8437	2.8561	9514.92	9515.92	1.00	1.30	1.30	1.30	78	159.4
14-Feb-17	8:50	Fine	19221	2.8709	2.8747	9516.02	9517.02	1.00	1.30	1.30	1.30	78	48.5
14-Feb-17	9:55	Fine	19238	2.8473	2.8738	9517.02	9518.02	1.00	1.76	1.76	1.76	106	250.8
14-Feb-17	11:00	Fine	19133	2.8317	2.8472	9518.02	9519.02	1.00	1.30	1.30	1.30	78	198.0
20-Feb-17	8:30	Cloudy	19251	2.8406	2.8563	9567.35	9568.35	1.00	1.36	1.36	1.36	81	192.9
20-Feb-17	9:40	Cloudy	19363	2.8407	2.8532	9568.35	9569.35	1.00	1.36	1.36	1.36	81	153.6
20-Feb-17	11:00	Cloudy	19356	2.8508	2.8667	9569.35	9570.35	1.00	1.36	1.36	1.36	81	195.4
25-Feb-17	8:20	Cloudy	19492	2.8647	2.8693	9594.35	9595.35	1.00	1.38	1.38	1.38	83	55.6
25-Feb-17	9:40	Cloudy	19483	2.8566	2.8641	9595.35	9596.35	1.00	1.38	1.38	1.38	83	90.7
25-Feb-17	10:45	Cloudy	19476	2.8867	2.8965	9596.35	9597.35	1.00	1.38	1.38	1.38	83	118.5



Location: CMA2a - Causeway Bay Community Centre

Report on 24-hour TSP monitoring

Action Level ($\mu\text{g}/\text{m}^3$) - 169.5

Limit Level ($\mu\text{g}/\text{m}^3$) - 260

Date	Sampling Time	Weather Condition	Filter paper no.	Filter Weight, g		Elapse Time, hr		Sampling Time, hr	Flow Rate, m^3/min			Total Volume, m^3	TSP Level, $\mu\text{g}/\text{m}^3$
				Initial	Final	Initial	Final		Initial, Q_{si}	Final, Q_{sf}	Average		
1-Feb-17	8:00	Cloudy	18964	2.8504	2.9331	19071.04	19095.04	24.00	1.08	1.09	1.09	1562	52.9
7-Feb-17	8:00	Fine	18642	2.6202	2.6886	19098.05	19122.05	24.00	1.08	1.08	1.08	1560	43.9
13-Feb-17	8:00	Fine	19139	2.8472	2.9761	19125.05	19149.05	24.00	1.09	1.09	1.09	1568	82.2
18-Feb-17	8:00	Fine	19217	2.8386	2.9696	19152.05	19176.05	24.00	1.14	1.14	1.14	1643	79.7
24-Feb-17	8:00	Cloudy	19347	2.8507	2.9288	19179.10	19203.10	24.00	1.22	1.22	1.22	1762	44.3

Report on 1-hour TSP monitoring

Action Level ($\mu\text{g}/\text{m}^3$) - 323.4

Limit Level ($\mu\text{g}/\text{m}^3$) - 500

Date	Sampling Time	Weather Condition	Filter paper no.	Filter Weight, g		Elapse Time, hr		Sampling Time, hr	Flow Rate, m^3/min			Total Volume, m^3	TSP Level, $\mu\text{g}/\text{m}^3$
				Initial	Final	Initial	Final		Initial, Q_{si}	Final, Q_{sf}	Average		
2-Feb-17	8:30	Cloudy	19064	2.8617	2.8653	19095.05	19096.05	1.00	1.09	1.09	1.09	65	55.2
2-Feb-17	10:55	Cloudy	19061	2.8497	2.8521	19096.05	19097.05	1.00	1.09	1.09	1.09	65	36.8
2-Feb-17	13:00	Cloudy	18961	2.8370	2.8413	19097.05	19098.05	1.00	1.09	1.09	1.09	65	66.0
8-Feb-17	8:15	Cloudy	19030	2.8685	2.8748	19122.05	19123.05	1.00	1.08	1.08	1.08	65	97.0
8-Feb-17	9:40	Cloudy	19166	2.8279	2.8360	19123.05	19124.05	1.00	1.08	1.08	1.08	65	124.7
8-Feb-17	11:00	Cloudy	19148	2.8370	2.8434	19124.05	19125.05	1.00	1.08	1.08	1.08	65	98.5
14-Feb-17	8:30	Fine	19222	2.8709	2.8793	19149.05	19150.05	1.00	1.09	1.09	1.09	65	128.7
14-Feb-17	9:55	Fine	19239	2.8445	2.8513	19150.05	19151.05	1.00	1.09	1.09	1.09	65	104.2
14-Feb-17	13:00	Fine	19230	2.8635	2.8678	19151.05	19152.05	1.00	1.09	1.09	1.09	65	65.9
20-Feb-17	8:30	Cloudy	19252	2.8497	2.8562	19176.10	19177.10	1.00	1.13	1.13	1.13	68	95.5
20-Feb-17	9:40	Cloudy	19364	2.8480	2.8617	19177.10	19178.10	1.00	1.13	1.13	1.13	68	201.4
20-Feb-17	11:00	Cloudy	19357	2.8601	2.8658	19178.10	19179.10	1.00	1.13	1.13	1.13	68	83.8
25-Feb-17	8:30	Cloudy	19490	2.8756	2.8798	19203.10	19204.10	1.00	1.16	1.16	1.16	69	60.5
25-Feb-17	9:40	Cloudy	19484	2.8478	2.8492	19204.10	19205.10	1.00	1.16	1.16	1.16	69	20.2
25-Feb-17	11:00	Cloudy	19477	2.8864	2.8906	19205.10	19206.10	1.00	1.16	1.16	1.16	69	60.5



Location: CMA3a - CWB PRE Site Office Area

Report on 24-hour TSP monitoring
 Action Level ($\mu\text{g}/\text{m}^3$) - 171
 Limit Level ($\mu\text{g}/\text{m}^3$) - 260

Date	Sampling Time	Weather Condition	Filter paper no.	Filter Weight, g		Elapse Time, hr		Sampling Time, hr	Flow Rate, m^3/min			Total Volume, m^3	TSP Level, $\mu\text{g}/\text{m}^3$
				Initial	Final	Initial	Final		Initial, Q_{si}	Final, Q_{sf}	Average		
1-Feb-17	8:00	Cloudy	19078	2.8560	2.9246	6526.95	6550.95	24.00	1.05	1.05	1.05	1512	45.4
7-Feb-17	8:00	Fine	18958	2.8509	2.9822	6553.96	6577.96	24.00	1.05	1.05	1.05	1508	87.1
14-Feb-17	15:15	Fine	19130	2.8295	2.9676	6606.39	6630.39	24.00	1.06	1.05	1.05	1519	90.9
18-Feb-17	8:00	Fine	19208	2.8448	2.9669	6630.39	6654.39	24.00	1.04	1.05	1.05	1505	81.1
25-Feb-17	11:45	Cloudy	19224	2.8184	2.8901	6660.39	6684.39	24.00	1.21	1.20	1.21	1736	41.3

Remarks: Due to interruption of electricity, the 24hr TSP was rescheduled from 13 and 24 Feb 2017 to 14 and 25 Feb 2017 respectively.

Report on 1-hour TSP monitoring
 Action Level ($\mu\text{g}/\text{m}^3$) - 311.3
 Limit Level ($\mu\text{g}/\text{m}^3$) - 500

Date	Sampling Time	Weather Condition	Filter paper no.	Filter Weight, g		Elapse Time, hr		Sampling Time, hr	Flow Rate, m^3/min			Total Volume, m^3	TSP Level, $\mu\text{g}/\text{m}^3$
				Initial	Final	Initial	Final		Initial, Q_{si}	Final, Q_{sf}	Average		
2-Feb-17	8:15	Cloudy	19056	2.8387	2.8440	6550.95	6551.95	1.00	1.20	1.20	1.20	72	73.7
2-Feb-17	9:30	Cloudy	19062	2.8399	2.8462	6551.95	6552.95	1.00	1.05	1.05	1.05	63	99.8
2-Feb-17	11:00	Cloudy	19062	2.8356	2.8395	6552.95	6553.95	1.00	1.05	1.05	1.05	63	61.8
8-Feb-17	8:10	Cloudy	19033	2.8569	2.8612	6577.96	6578.96	1.00	1.05	1.05	1.05	63	68.5
8-Feb-17	9:45	Cloudy	19168	2.8483	2.8526	6578.96	6579.96	1.00	1.05	1.05	1.05	63	68.5
8-Feb-17	10:47	Cloudy	19149	2.8267	2.8324	6579.96	6580.96	1.00	1.12	1.12	1.12	67	84.9
14-Feb-17	8:35	Fine	19225	2.8485	2.8593	6603.39	6604.39	1.00	1.20	1.20	1.20	72	149.6
14-Feb-17	10:25	Fine	19241	2.8361	2.8449	6604.39	6605.39	1.00	1.20	1.20	1.20	72	121.9
14-Feb-17	13:45	Fine	19131	2.8427	2.8490	6605.39	6606.39	1.00	1.06	1.06	1.06	63	99.5
20-Feb-17	8:10	Cloudy	19253	2.8641	2.8684	6654.39	6655.39	1.00	1.04	1.04	1.04	62	69.1
20-Feb-17	9:40	Cloudy	19250	2.8464	2.8501	6655.39	6656.39	1.00	1.04	1.04	1.04	62	59.5
20-Feb-17	13:00	Cloudy	19358	2.8571	2.8641	6656.39	6657.39	1.00	1.04	1.04	1.04	62	112.5
25-Feb-17	8:20	Cloudy	19348	2.8652	2.8778	6657.39	6658.39	1.00	1.21	1.21	1.21	72	173.8
25-Feb-17	9:30	Cloudy	19485	2.8614	2.8639	6658.39	6659.39	1.00	1.21	1.21	1.21	72	34.5
25-Feb-17	10:33	Cloudy	19478	2.8764	2.8777	6659.39	6660.39	1.00	1.21	1.21	1.21	72	17.9



Location: CMA4a - SPCA

Report on 24-hour TSP monitoring
 Action Level ($\mu\text{g}/\text{m}^3$) - 171.2
 Limit Level ($\mu\text{g}/\text{m}^3$) - 260

Date	Sampling Time	Weather Condition	Filter paper no.	Filter Weight, g		Elapse Time, hr		Sampling Time, hr	Flow Rate, m^3/min			Total Volume, m^3	TSP Level, $\mu\text{g}/\text{m}^3$
				Initial	Final	Initial	Final		Initial, Q_{si}	Final, Q_{sf}	Average		
1-Feb-17	8:00	Cloudy	18965	2.8635	2.9567	23309.44	23333.44	24.00	1.21	1.22	1.22	1750	53.3
7-Feb-17	8:00	Fine	18959	2.8350	2.9809	23336.45	23360.45	24.00	1.21	1.21	1.21	1746	83.5
13-Feb-17	8:00	Fine	19143	2.8481	3.0058	23363.45	23387.45	24.00	1.22	1.22	1.22	1755	89.8
18-Feb-17	8:00	Fine	19129	2.8332	2.9756	23390.45	23414.45	24.00	1.21	1.21	1.21	1745	81.6
24-Feb-17	8:00	Cloudy	19349	2.8321	2.9059	23417.45	23441.45	24.00	1.27	1.27	1.27	1829	40.4

Report on 1-hour TSP monitoring
 Action Level ($\mu\text{g}/\text{m}^3$) - 312.5
 Limit Level ($\mu\text{g}/\text{m}^3$) - 500

Date	Sampling Time	Weather Condition	Filter paper no.	Filter Weight, g		Elapse Time, hr		Sampling Time, hr	Flow Rate, m^3/min			Total Volume, m^3	TSP Level, $\mu\text{g}/\text{m}^3$
				Initial	Final	Initial	Final		Initial, Q_{si}	Final, Q_{sf}	Average		
2-Feb-17	8:26	Cloudy	19055	2.8565	2.8613	23333.45	23334.45	1.00	1.22	1.22	1.22	73	65.8
2-Feb-17	10:29	Cloudy	19054	2.8532	2.8578	23334.45	23335.45	1.00	1.22	1.22	1.22	73	63.0
2-Feb-17	13:00	Cloudy	19049	2.8541	2.8584	23335.45	23336.45	1.00	1.22	1.22	1.22	73	58.9
8-Feb-17	8:10	Cloudy	19032	2.8510	2.8554	23360.45	23361.45	1.00	1.21	1.21	1.21	73	60.5
8-Feb-17	9:30	Cloudy	19169	2.8359	2.8413	23361.45	23362.45	1.00	1.21	1.21	1.21	73	74.3
8-Feb-17	10:45	Cloudy	19150	2.8496	2.8556	23362.45	23363.45	1.00	1.21	1.21	1.21	73	82.5
14-Feb-17	8:10	Fine	19226	2.8426	2.8527	23387.45	23388.45	1.00	1.17	1.17	1.17	70	143.7
14-Feb-17	9:30	Fine	19242	2.8612	2.8639	23388.45	23389.45	1.00	1.17	1.17	1.17	70	38.4
14-Feb-17	10:45	Fine	19132	2.8432	2.8470	23389.45	23390.45	1.00	1.17	1.17	1.17	70	54.1
20-Feb-17	8:10	Cloudy	19254	2.8657	2.8702	23414.45	23415.45	1.00	1.16	1.16	1.16	70	64.7
20-Feb-17	9:30	Cloudy	19259	2.8490	2.8541	23415.45	23416.45	1.00	1.16	1.16	1.16	70	73.3
20-Feb-17	11:00	Cloudy	19359	2.8382	2.8435	23416.45	23417.45	1.00	1.16	1.16	1.16	70	76.2
25-Feb-17	8:15	Cloudy	19491	2.8635	2.8645	23441.45	23442.45	1.00	1.25	1.25	1.25	75	13.4
25-Feb-17	9:30	Cloudy	19486	2.8595	2.8620	23442.45	23443.45	1.00	1.25	1.25	1.25	75	33.4
25-Feb-17	11:00	Cloudy	19479	2.8595	2.8645	23443.45	23444.45	1.00	1.25	1.25	1.25	75	66.9



Location: CMA5b - Pedestrian Plaza

Report on 24-hour TSP monitoring

Action Level ($\mu\text{g}/\text{m}^3$) - 181
Limit Level ($\mu\text{g}/\text{m}^3$) - 260

Date	Sampling Time	Weather Condition	Filter paper no.	Filter Weight, g		Elapse Time, hr		Sampling Time, hr	Flow Rate, m^3/min			Total Volume, m^3	TSP Level, $\mu\text{g}/\text{m}^3$
				Initial	Final	Initial	Final		Initial, Q_{si}	Final, Q_{sf}	Average		
1-Feb-17	8:00	Cloudy	18982	2.8809	2.9571	7916.77	7940.77	24.00	0.79	0.80	0.79	1144	66.6
7-Feb-17	8:00	Fine	19038	2.8550	3.0660	7943.77	7967.77	24.00	0.91	0.91	0.91	1314	160.5
13-Feb-17	8:00	Fine	19146	2.8414	3.0870	7970.77	7994.77	24.00	0.95	0.95	0.95	1371	179.2
18-Feb-17	8:00	Fine	10214	2.8550	3.1384	7997.77	8021.77	24.00	0.94	0.94	0.94	1356	209.0
24-Feb-17	8:00	Cloudy	19355	2.8363	2.9892	8024.77	8048.77	24.00	0.98	0.98	0.98	1414	108.2

Report on 1-hour TSP monitoring

Action Level ($\mu\text{g}/\text{m}^3$) - 332
Limit Level ($\mu\text{g}/\text{m}^3$) - 500

Date	Sampling Time	Weather Condition	Filter paper no.	Filter Weight, g		Elapse Time, hr		Sampling Time, hr	Flow Rate, m^3/min			Total Volume, m^3	TSP Level, $\mu\text{g}/\text{m}^3$
				Initial	Final	Initial	Final		Initial, Q_{si}	Final, Q_{sf}	Average		
2-Feb-17	8:04	Cloudy	19010	2.8125	2.8185	7940.77	7941.77	1.00	0.92	0.92	0.92	55	109.0
2-Feb-17	9:26	Cloudy	19052	2.8595	2.8701	7941.77	7942.77	1.00	0.92	0.92	0.92	55	192.6
2-Feb-17	13:00	Cloudy	19050	2.8449	2.8709	7942.77	7943.77	1.00	0.92	0.92	0.92	55	472.3
8-Feb-17	8:03	Cloudy	19197	2.8584	2.8698	7967.77	7968.77	1.00	0.79	0.79	0.79	47	240.2
8-Feb-17	9:10	Cloudy	19172	2.8541	2.8615	7968.77	7969.77	1.00	0.79	0.79	0.79	47	155.9
8-Feb-17	10:30	Cloudy	19165	2.8277	2.8470	7969.77	7970.77	1.00	0.97	0.97	0.97	58	330.9
14-Feb-17	8:03	Fine	19195	2.8543	2.8650	7994.77	7995.77	1.00	0.92	0.92	0.92	55	193.7
14-Feb-17	9:10	Fine	19248	2.8666	2.8798	7995.77	7996.77	1.00	0.92	0.92	0.92	55	239.0
14-Feb-17	10:30	Fine	19236	2.8479	2.8564	7996.77	7997.77	1.00	0.92	0.92	0.92	55	153.9
20-Feb-17	8:04	Cloudy	19044	2.8525	2.8633	8021.77	8022.77	1.00	0.90	0.84	0.87	52	206.0
20-Feb-17	9:10	Cloudy	19352	2.8328	2.8449	8022.77	8023.77	1.00	0.84	0.84	0.84	51	239.0
20-Feb-17	10:30	Cloudy	19362	2.8463	2.8650	8023.77	8024.77	1.00	0.96	0.93	0.95	57	328.4
25-Feb-17	8:03	Cloudy	19399	2.8204	2.8253	8048.77	8049.77	1.00	0.98	0.98	0.98	59	83.1
25-Feb-17	9:10	Cloudy	19488	2.8697	2.8772	8049.77	8050.77	1.00	0.98	0.98	0.98	59	127.2
25-Feb-17	10:45	Cloudy	19482	2.8544	2.8608	8050.77	8051.77	1.00	0.98	0.98	0.98	59	108.6



Location: MA1e - International Finance Centre (Eastern Wing)

Report on 24-hour TSP monitoring

Action Level ($\mu\text{g}/\text{m}^3$) - 173.4

Limit Level ($\mu\text{g}/\text{m}^3$) - 260

Date	Sampling Time	Weather Condition	Filter paper no.	Filter Weight, g		Elapse Time, hr		Sampling Time, hr	Flow Rate, m^3/min			Total Volume, m^3	TSP Level, $\mu\text{g}/\text{m}^3$
				Initial	Final	Initial	Final		Initial, Q_{si}	Final, Q_{sf}	Average		
1-Feb-17	8:00	Cloudy	18992	2.8875	2.9907	20254.40	20278.40	24.00	1.25	1.26	1.26	1808	57.1
7-Feb-17	8:00	Fine	19068	2.8722	2.9965	20281.41	20305.41	24.00	1.25	1.25	1.25	1804	68.9
13-Feb-17	8:00	Fine	19155	2.8456	2.9636	20308.41	20332.41	24.00	1.26	1.26	1.26	1816	65.0
18-Feb-17	8:00	Fine	19210	2.8179	2.9144	20335.41	20359.41	24.00	1.13	1.13	1.13	1625	59.4
24-Feb-17	8:00	Cloudy	19258	2.8438	2.9026	20362.41	20386.41	24.00	1.11	1.11	1.11	1604	36.6

Report on 1-hour TSP monitoring

Action Level ($\mu\text{g}/\text{m}^3$) - 325.1

Limit Level ($\mu\text{g}/\text{m}^3$) - 500

Date	Sampling Time	Weather Condition	Filter paper no.	Filter Weight, g		Elapse Time, hr		Sampling Time, hr	Flow Rate, m^3/min			Total Volume, m^3	TSP Level, $\mu\text{g}/\text{m}^3$
				Initial	Final	Initial	Final		Initial, Q_{si}	Final, Q_{sf}	Average		
2-Feb-17	8:02	Cloudy	19074	2.8606	2.8639	20278.41	20279.41	1.00	1.26	1.26	1.26	75	43.7
2-Feb-17	9:05	Cloudy	19071	2.8420	2.8444	20279.41	20280.41	1.00	1.26	1.26	1.26	75	31.8
2-Feb-17	10:08	Cloudy	19071	2.8650	2.8671	20280.41	20281.41	1.00	1.26	1.26	1.26	75	27.8
8-Feb-17	8:01	Cloudy	19161	2.8560	2.8605	20305.41	20306.41	1.00	1.25	1.25	1.25	75	59.9
8-Feb-17	9:03	Cloudy	19158	2.8382	2.8437	20306.41	20307.41	1.00	1.25	1.25	1.25	75	73.2
8-Feb-17	10:04	Cloudy	19158	2.8377	2.8421	20307.41	20308.41	1.00	1.25	1.25	1.25	75	58.6
14-Feb-17	8:10	Fine	19244	2.8445	2.8479	20332.41	20333.41	1.00	1.14	1.14	1.14	68	49.8
14-Feb-17	9:45	Fine	19234	2.8541	2.8558	20333.41	20334.41	1.00	1.14	1.14	1.14	68	24.9
14-Feb-17	11:00	Fine	19234	2.8257	2.8283	20334.41	20335.41	1.00	1.14	1.14	1.14	68	38.1
20-Feb-17	8:01	Cloudy	19204	2.8427	2.8458	20359.41	20360.41	1.00	1.24	1.24	1.24	75	41.5
20-Feb-17	9:02	Cloudy	19201	2.8249	2.8310	20360.41	20361.41	1.00	1.24	1.24	1.24	75	81.8
20-Feb-17	10:04	Cloudy	19201	2.8282	2.8323	20361.41	20362.41	1.00	1.24	1.24	1.24	75	55.0
25-Feb-17	8:02	Cloudy	19502	2.8467	2.8494	20386.41	20387.41	1.00	1.23	1.23	1.23	74	36.6
25-Feb-17	9:04	Cloudy	19498	2.8583	2.8599	20387.41	20388.41	1.00	1.23	1.23	1.23	74	21.7
25-Feb-17	10:07	Cloudy	19498	2.8908	2.8977	20388.41	20389.41	1.00	1.23	1.23	1.23	74	93.5



Location: MA1w - International Finance Centre (Western Wing)

Report on 24-hour TSP monitoring

Action Level ($\mu\text{g}/\text{m}^3$) - 173.4
Limit Level ($\mu\text{g}/\text{m}^3$) - 260

Date	Sampling Time	Weather Condition	Filter paper no.	Filter Weight, g		Elapse Time, hr		Sampling Time, hr	Flow Rate, m^3/min			Total Volume, m^3	TSP Level, $\mu\text{g}/\text{m}^3$
				Initial	Final	Initial	Final		Initial, Q_{si}	Final, Q_{sf}	Average		
1-Feb-17	8:00	Cloudy	18991	2.8775	2.9750	20018.24	20042.24	24.00	1.24	1.24	1.24	1782	54.7
7-Feb-17	8:00	Fine	19067	2.8372	2.9663	20045.25	20069.25	24.00	1.24	1.23	1.24	1779	72.6
13-Feb-17	8:00	Fine	19154	2.8204	2.9337	20072.25	20096.25	24.00	1.24	1.24	1.24	1788	63.4
20-Feb-17	16:00	Cloudy	19257	2.8468	2.9567	20119.69	20143.69	24.00	1.23	1.23	1.23	1774	61.9
24-Feb-17	8:00	Cloudy	19342	2.8553	2.9291	20143.69	20167.69	24.00	1.36	1.36	1.36	1960	37.6

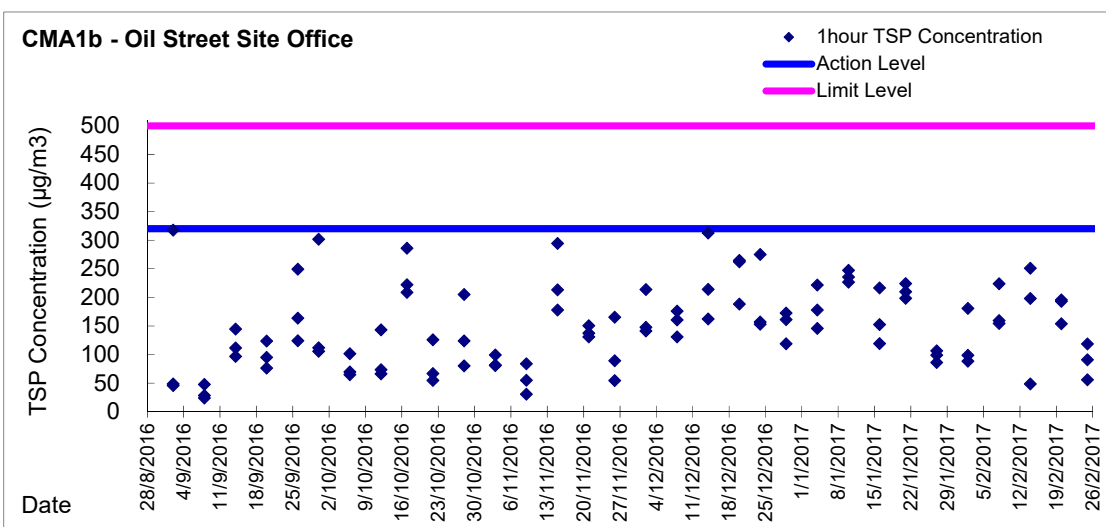
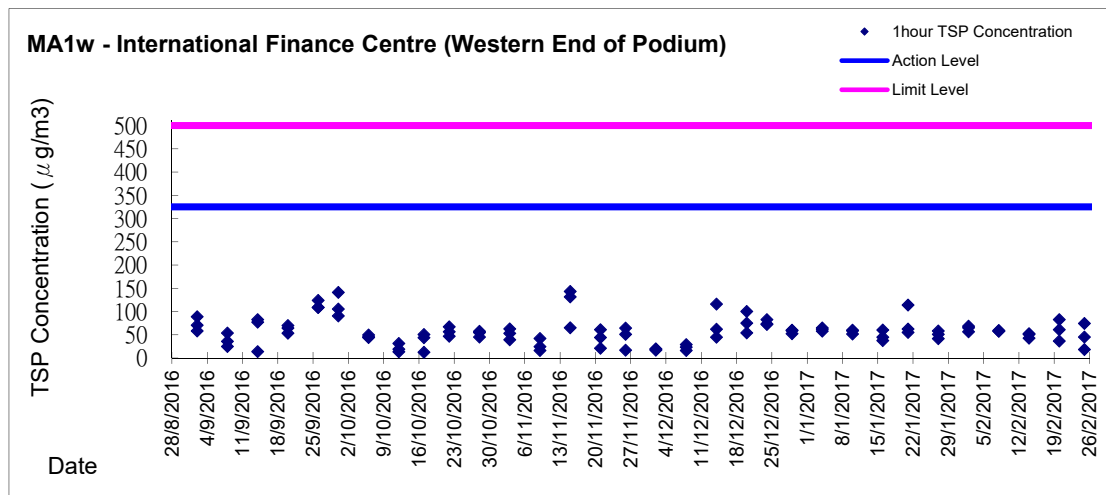
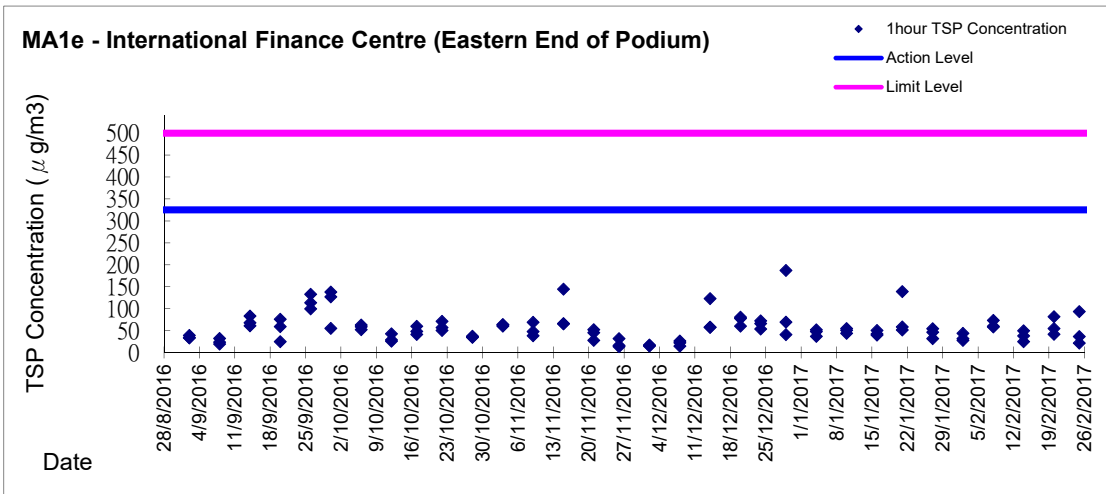
Remarks: Due to interruption of electricity, the 24hr TSP was rescheduled from 18 Feb 2017 to 20 Feb 2017.

Report on 1-hour TSP monitoring

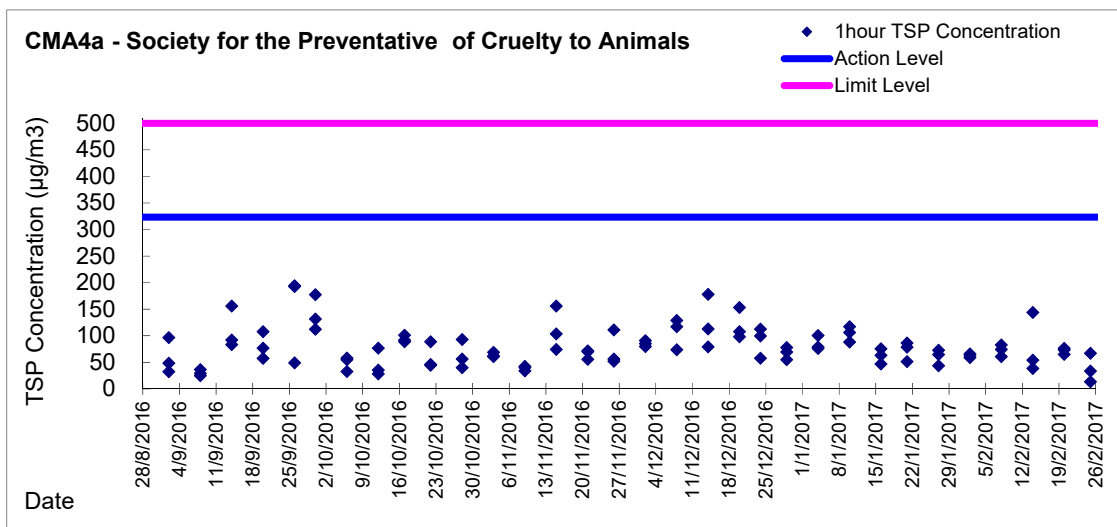
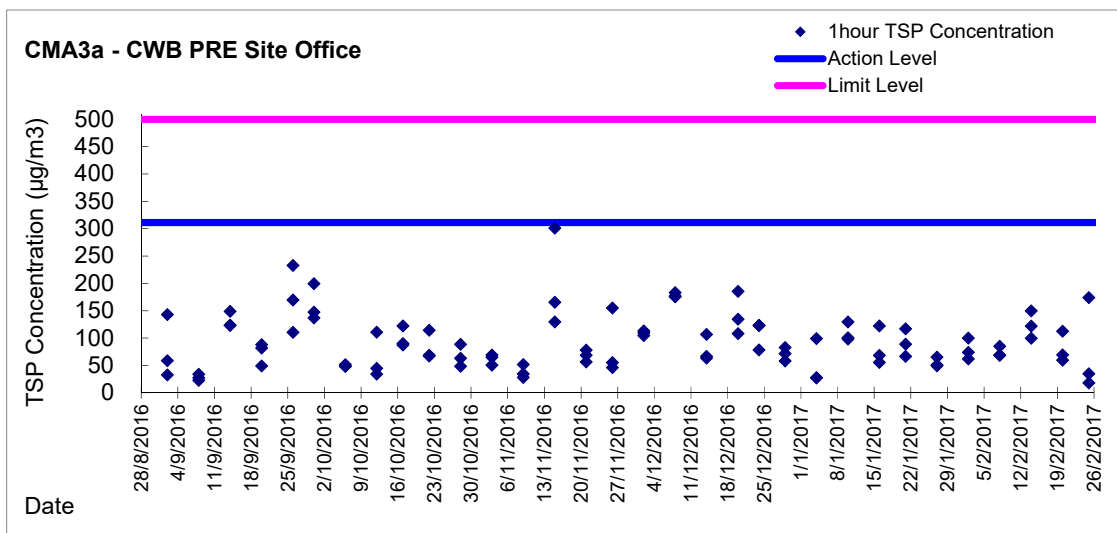
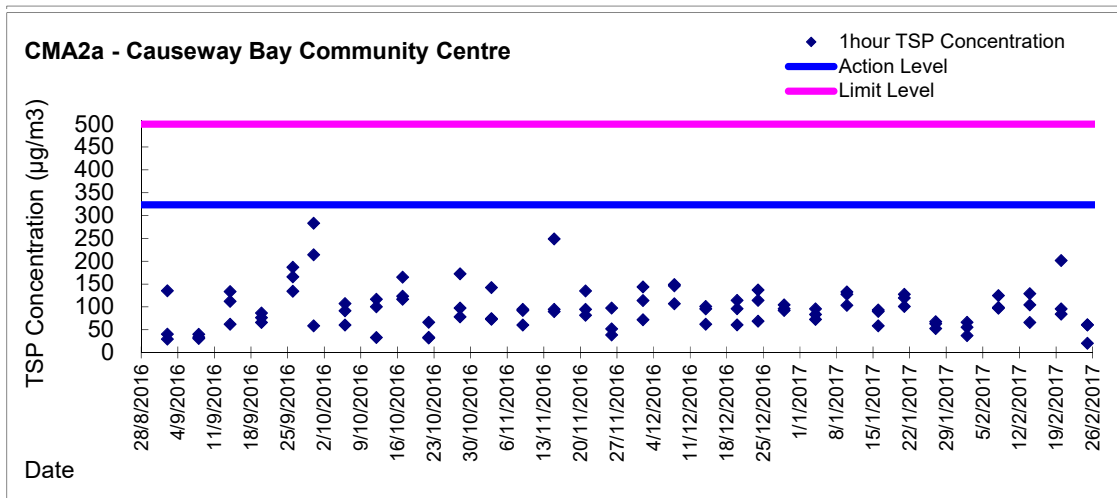
Action Level ($\mu\text{g}/\text{m}^3$) - 325.1
Limit Level ($\mu\text{g}/\text{m}^3$) - 500

Date	Sampling Time	Weather Condition	Filter paper no.	Filter Weight, g		Elapse Time, hr		Sampling Time, hr	Flow Rate, m^3/min			Total Volume, m^3	TSP Level, $\mu\text{g}/\text{m}^3$
				Initial	Final	Initial	Final		Initial, Q_{si}	Final, Q_{sf}	Average		
2-Feb-17	8:05	Cloudy	19076	2.8465	2.8516	20042.25	20043.25	1.00	1.24	1.24	1.24	74	68.6
2-Feb-17	9:08	Cloudy	19073	2.8501	2.8543	20043.25	20044.25	1.00	1.24	1.24	1.24	74	56.5
2-Feb-17	10:11	Cloudy	19070	2.8567	2.8619	20044.25	20045.25	1.00	1.33	1.33	1.33	80	65.0
8-Feb-17	8:05	Cloudy	19151	2.8384	2.8427	20069.25	20070.25	1.00	1.23	1.23	1.23	74	58.0
8-Feb-17	9:07	Cloudy	19160	2.8029	2.8072	20070.25	20071.25	1.00	1.23	1.23	1.23	74	58.0
8-Feb-17	10:09	Cloudy	19157	2.8213	2.8257	20071.25	20072.25	1.00	1.23	1.23	1.23	74	59.4
14-Feb-17	8:03	Fine	19229	2.8452	2.8484	20096.25	20097.25	1.00	1.24	1.24	1.24	74	43.0
14-Feb-17	9:45	Fine	19245	2.8610	2.8652	20097.25	20098.25	1.00	1.34	1.34	1.34	80	52.4
14-Feb-17	11:00	Fine	19232	2.8496	2.8534	20098.25	20099.25	1.00	1.24	1.24	1.24	74	51.0
20-Feb-17	8:00	Cloudy	19206	2.8473	2.8518	20116.69	20117.69	1.00	1.23	1.23	1.23	74	61.0
20-Feb-17	9:07	Cloudy	19203	2.8162	2.8189	20117.69	20118.69	1.00	1.23	1.23	1.23	74	36.6
20-Feb-17	10:09	Cloudy	19200	2.8253	2.8314	20118.69	20119.69	1.00	1.23	1.23	1.23	74	82.7
25-Feb-17	8:05	Cloudy	19504	2.8564	2.8601	20167.69	20168.69	1.00	1.36	1.36	1.36	82	45.3
25-Feb-17	9:07	Cloudy	19501	2.8928	2.8943	20168.69	20169.69	1.00	1.36	1.36	1.36	82	18.4
25-Feb-17	10:09	Cloudy	19497	2.8565	2.8626	20169.69	20170.69	1.00	1.36	1.36	1.36	82	74.6

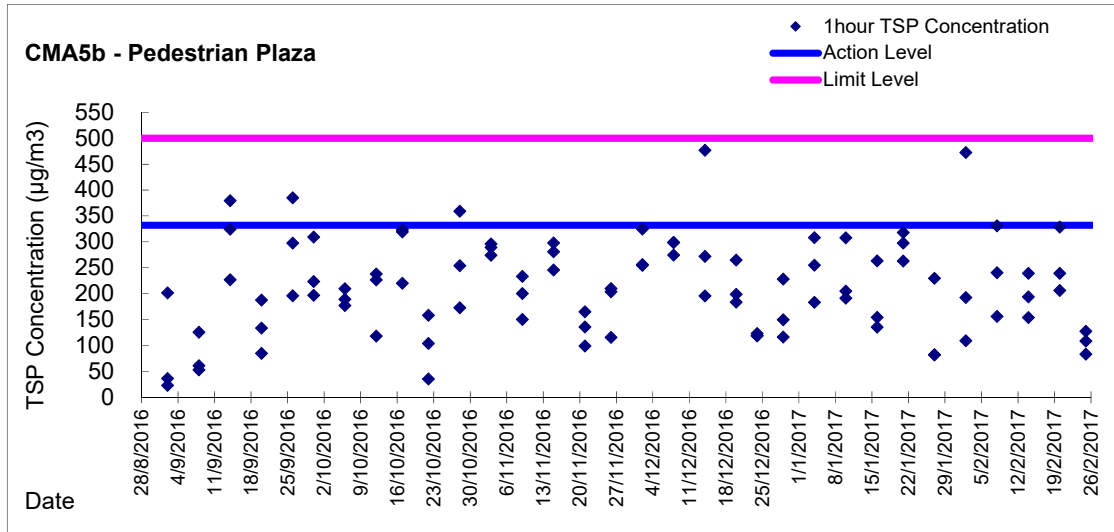
Graphic Presentation of 1 hour TSP Result



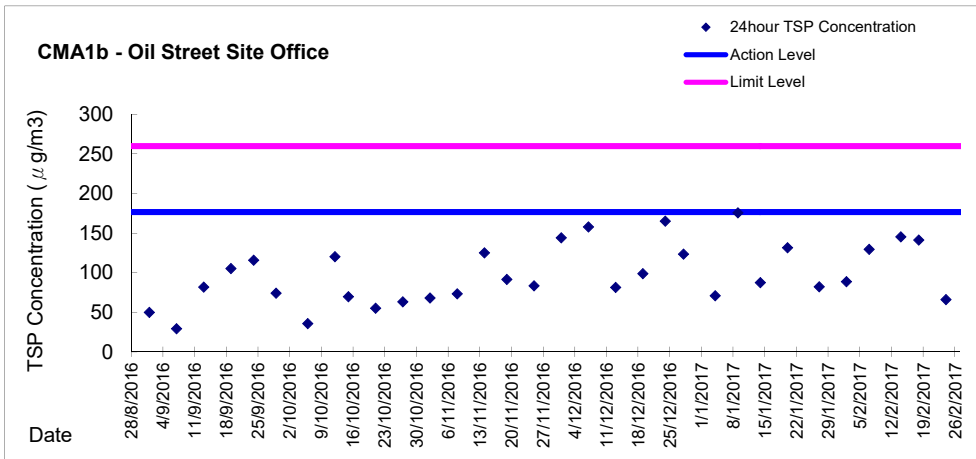
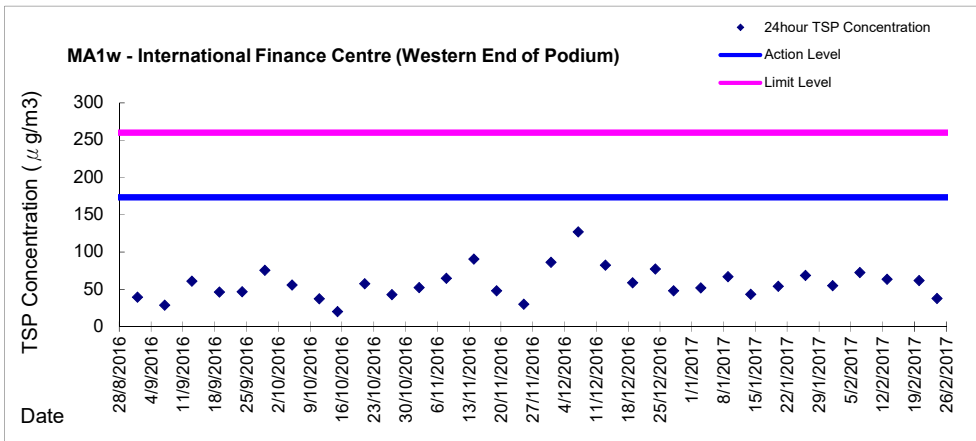
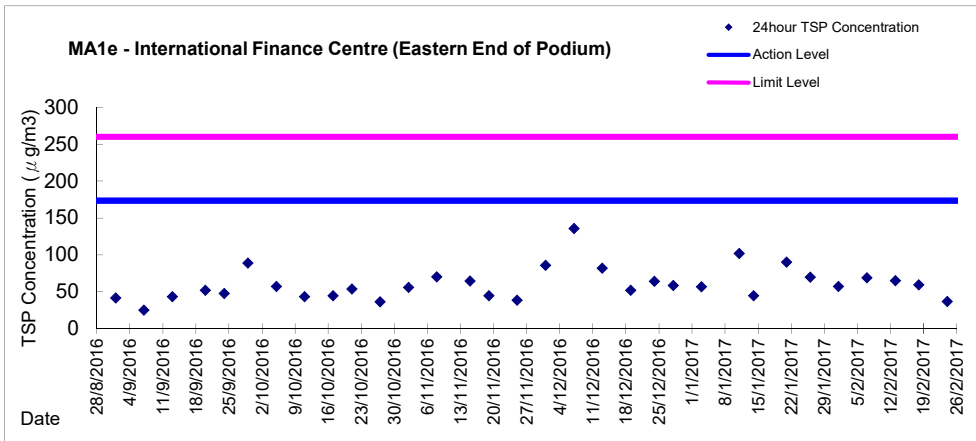
Graphic Presentation of 1 hour TSP Result



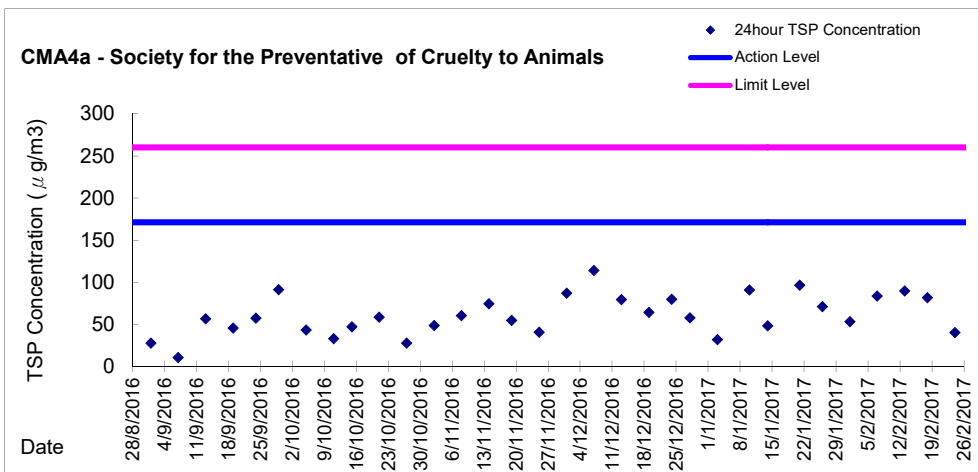
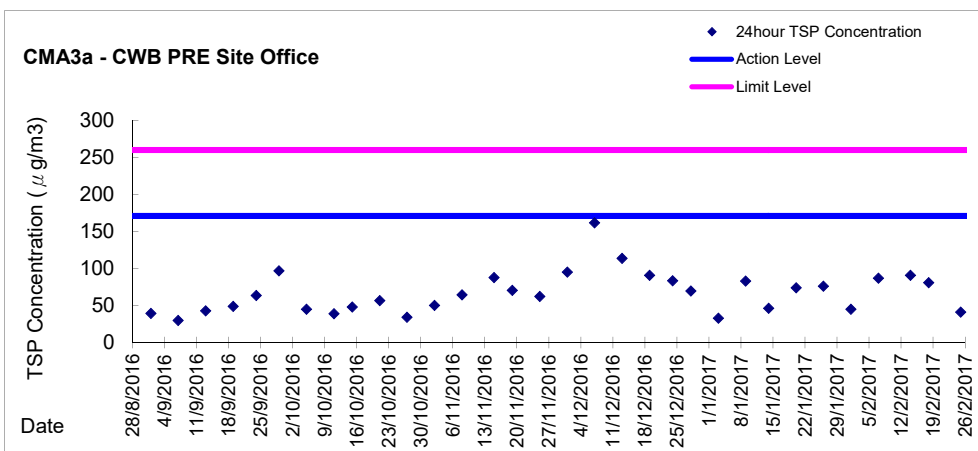
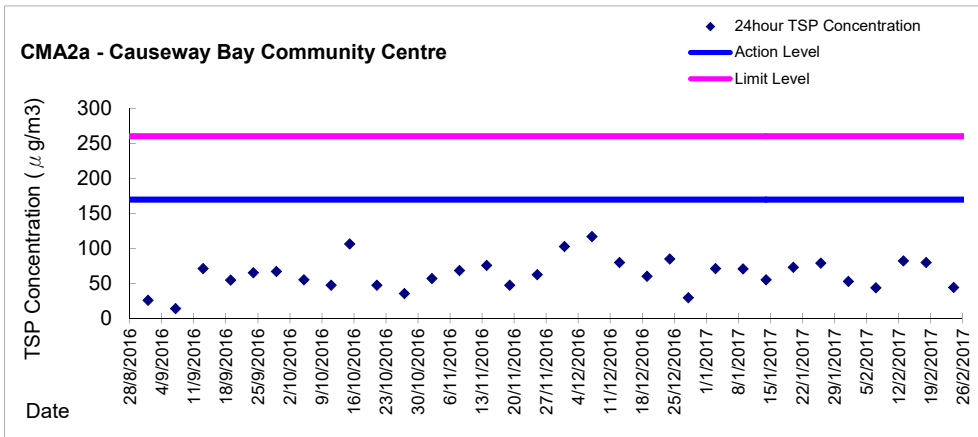
Graphic Presentation of 1 hour TSP Result



Graphic Presentation of 24 hour TSP Result



Graphic Presentation of 24 hour TSP Result



Graphic Presentation of 24 hour TSP Result

